

JERILDERIE SKATEPARK.

DESIGN DEVELOPMENT

19.11.2021



ACKNOWLEDGEMENT

Enlocus would like to acknowledge the Traditional Owners, the Australian Aboriginal and Torres Strait Islander People and Wiradjuri Aboriginal People, and pay respect to their Elders past, present and emerging. We recognise their long and continuing custodianship and connection to Country.

ELTHAM SKATEPARK EXTENSION

PREPARED FOR MURRUMBIDGEE COUNCIL

PROJECT NUMBER : ELTHAM SKATEPARK

REVISION	STATUS	DATE	BY
A	DD	19.10.21	JM, ND

PREPARED BY //

enlocus
landscape architects

PREPARED FOR //



Australian Institute of
Landscape Architects

CONTENTS

SITE CONTEXT	4
CONCEPT PLAN	5
TECHNICAL PLAN	6
SITE CONTEXT	6

SITE CONTEXT



CONCEPT PLAN



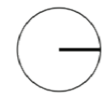
JERILDERIE SKATEPARK ELLIOT PARK CONCEPT DESIGN

- 1 1200H QUARTER PIPE WITH CUPPED SECTION
- 2 1200H JUMP BOX
- 3 1000H FLATBANK FUN BOX BLENDED INTO SPINE
- 4 1000 SPINE RAMP WITH 450 MOGUL
- 5 1200H FLATBANK
- 6 HIPPED CORNER TO QUARTER PIPE
- 7 1200H BERM RETURN
- 8 1200H 2400R DIMINSHING DOWN TO 900H
- 9 S-SECTION CHICANE
- 10 ENTRY PATH

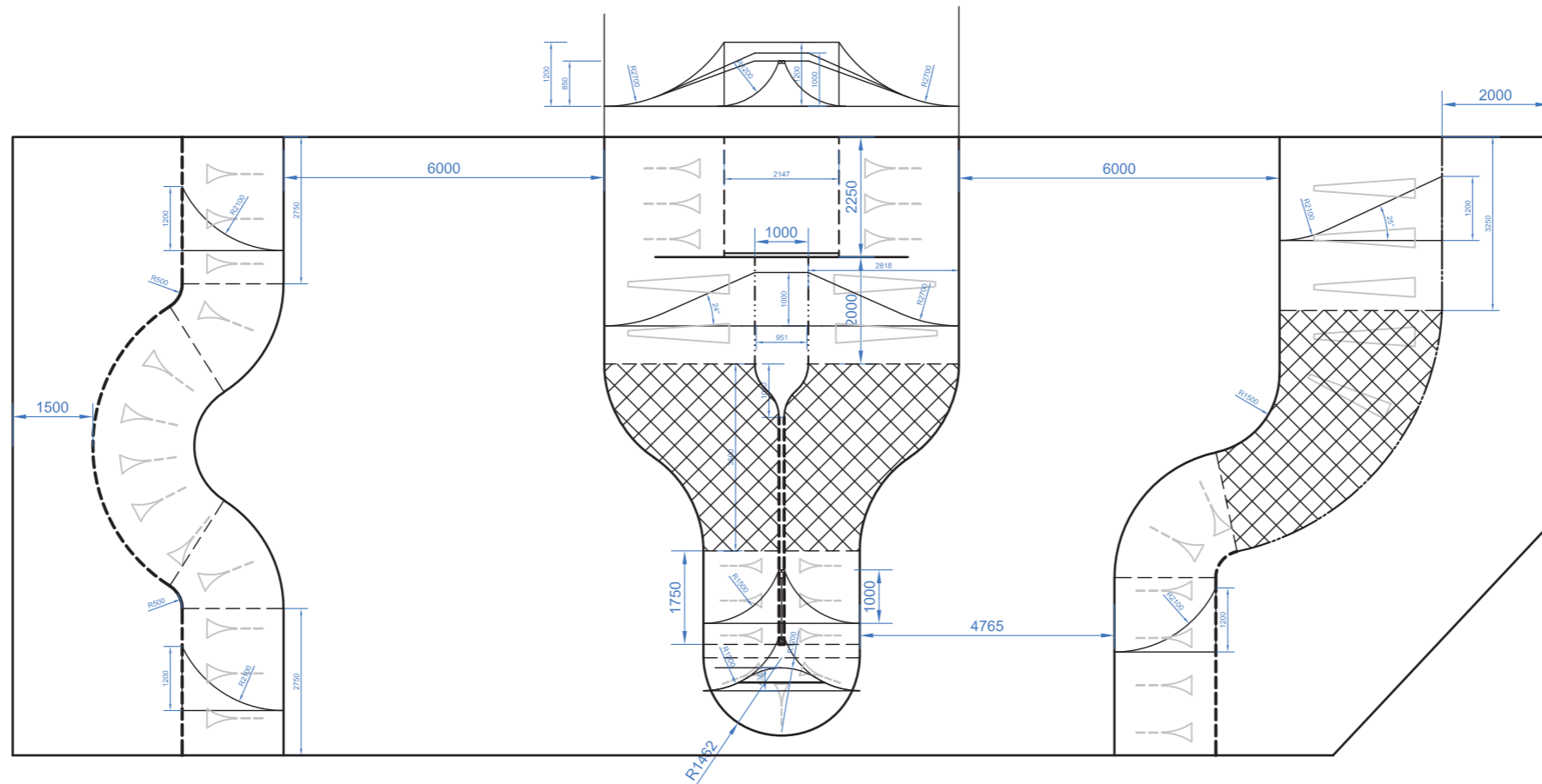
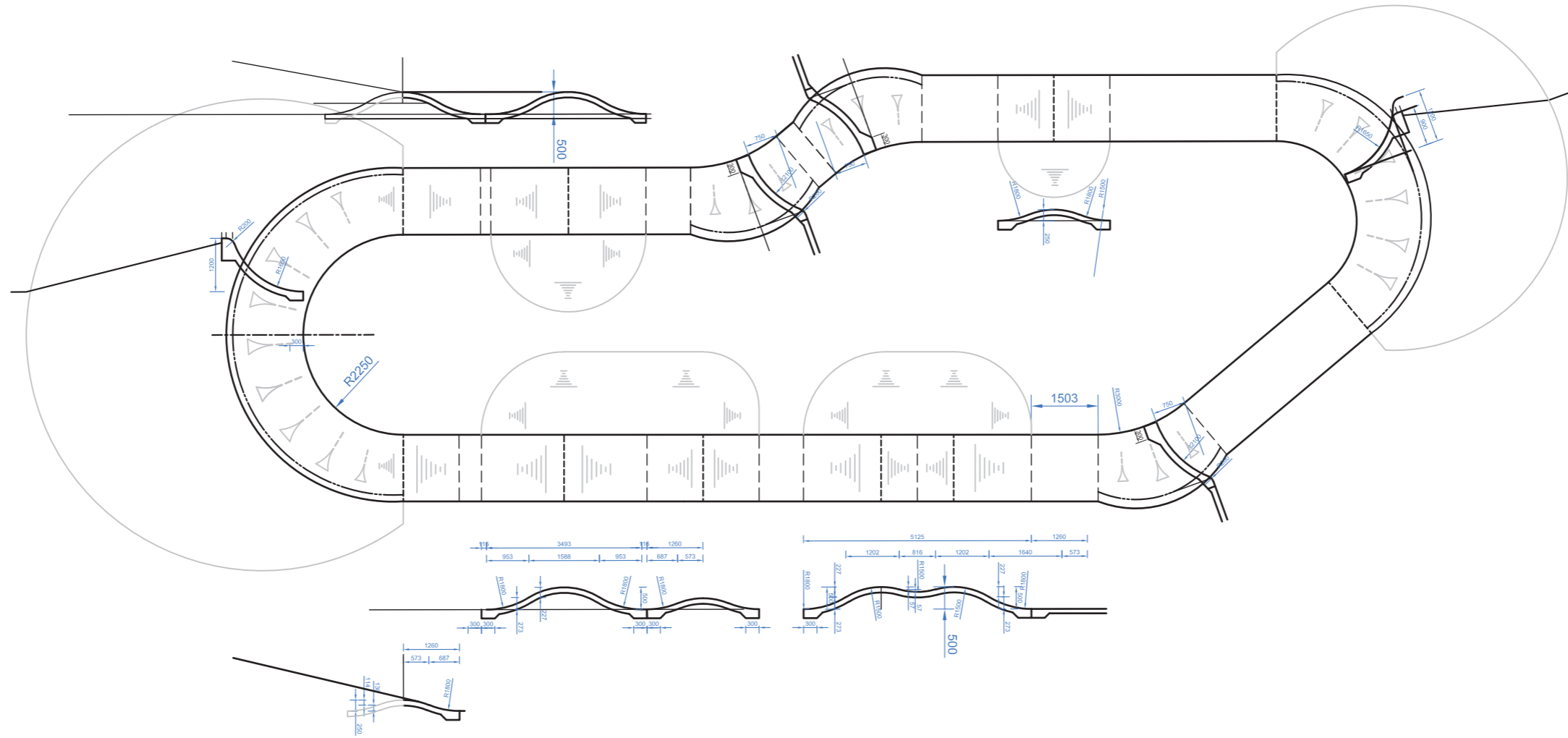
TECHNICAL PLAN




JERILDERIE SKATEPARK LINEDRAWING



5M
1:200 AT A3







en

