



Murrumbidgee COUNCIL

Revenue Policy with Council Fees & Charges 2017/18



THIS PAGE HAS BEEN LEFT BLANK INTENTIONALLY

2017-18 Operational Plan, Budget and Fees and Charges

Murrumbidgee Council Rates and Charges

The basic principle of Council rating is that it represents the process whereby Council recovers the cost of providing its services for land within the local government area.

Rates and charges are Council's main source of income and are used to improve and maintain services and facilities for the community.

Rates are assessed on land parcels based on valuations provided by the NSW Valuer General. The latest valuation of the land in Murrumbidgee Council occurred recently with a base date of 1 July 2016. These valuations have been used to calculate and levy the 2017-18 ordinary rate. Council must not make rates and charges for a year which produces notional general income that exceeds the notional general income for the previous year, above the percentage approved by the Independent Pricing and Regulatory Tribunal (IPART). This is known as rate pegging.

On 29 November 2016, IPART announced that the percentage increase to apply in the 2017-18 financial year would be 1.5%. The rate peg was determined by IPART using a local government cost index and a productivity factor.

The Local Government Cost Index increased by 1.47% in the year to September 2016. IPART have made a zero adjustment to the LGCI when calculating the rate peg for 2017-18, to reflect that the change in productivity is not material (a decline of 0.001%). This resulted in a rate peg of 1.47% which was rounded to 1.5%.

Under the Local Government Act 1993 (the Act) councils may apply to IPART for a special variation that allows them to increase their general income by more than the rate peg. These increases may be for either an increase in a single year (section 508(2)) or successive increases for up to seven years (section 508A).

The notional general income for the previous year, 2016-17 represents what income would have been raised in 2017-18 if the same rates and charges were levied now.

The notional general income for 2017-18 has been calculated as:

Murrumbidgee Council - North	Revenue \$
2016-17 Notional General Income	1,948,918
Plus Net Catchup	-15
Plus 1.5% approved increase	29,234
2017-18 Notional General Income Yield	1,978,137

Murrumbidgee Council - South	Revenue \$
2016-17 Notional General Income	2,035,621
Plus Net Catchup	277
Plus 1.5% approved increase	30,534
2017-18 Notional General Income Yield	2,066,432

Rating categories and sub-categories

The Local Government Act 1993 S493 and S514 require all land to be categorised as residential, farmland or mining. Where land does not correspond to these categories it is to be classified as business.

For 2017-18, Murrumbidgee Council (North) will levy rates in the following categories and sub-categories:

Category	Category	Category	Category
Residential	Rural Residential	Business	Farmland
			Sub-Category
			Low Intensity
			Medium Intensity
			High Intensity

For 2017-18, Murrumbidgee Council (South) will levy rates in the following categories and sub-categories:

Category	Category	Category	Category
Residential	Rural Residential	Business	Farmland
			Sub-Category
			Berriquin
			Berriquin Large
			Coleambally
			Corugan
			River & Groundwater
			River & Groundwater Large

General Rating Information – 2017-18 Rates and Charges

The notional income for 2017-18 for Murrumbidgee North totals \$1,978,137 and equates to an overall rate increase of 1.5%. This is comprised of the approved IPART rate pegging increase of 1.5%. The rates to apply to each rating category are shown below:

Rating Sub-Category	Number of Assessments - May 2017	Ad Valorem Rate	Minimum Amount \$	Land Value 2016 base date	Notional Income	Average Rate	% Revenue
Residential	697	0.00828062	33.50	19,144,760	\$158,530	\$227.45	8.22%
Business	96	0.00925969	33.50	4,136,900	\$38,306	\$399.02	1.99%
Rural Residential	24	0.00791550	33.50	1,840,200	\$14,566	\$606.92	0.76%
Farmland - Low	201	0.00718640	33.50	37,435,664	\$269,907	\$1,342.82	14.00%
Farmland - Medium	95	0.01181719	33.50	58,202,200	\$687,786	\$7,239.86	35.66%
Farmland - High	208	0.01815189	33.50	41,841,300	\$759,499	\$3,651.44	39.38%
TOTALS	1321			162,601,024	\$1,928,594		100%

Town Improvement Rates

In accordance with section 495 of the Local Government Act 1993 Council may make a special rate towards meeting the costs of any works, services, facilities or activities provided or undertaken by Council within any part of the Council's area. The special rate must be levied on rateable properties that, in Council's opinion will benefit, contribute or have access to the proposed works, services, facilities or activities. Council has adopted a 1.5% increase to the Town Improvement rates for the 2017/18 financial year.

Council will levy the following Town Improvement Special Rates for the 2017/18 financial year:

Location	No. Assessments	Rate in \$	Minimum	Yield
Darlington Point	450	0.00230898	\$2.00	\$34,110
Coleambally	340	0.00211638	\$2.00	\$16,976
				\$51,086

The notional income for 2017-18 for **Murrumbidgee South** totals \$2,066,711 and equates to an overall rate increase of 1.5%.

The rates to apply to each rating category are shown below:

Rate Type	Category		Assessments	Base Amount	Ad Valorem Rate	Base amount % Of Yield	Rate Yield	Yield % Increase
Ordinary	Farmland		81	\$ 132.00	0.00534916	7.32%	\$ 146,029	1.479%
	Sub Categories							
	Berriquin		151	\$ 605.00	0.00998417	19.56%	\$ 467,073	1.493%
	Berriquin Large		22	\$ 2,600.00	0.00594386	36.02%	\$ 158,818	1.481%
	Coleambally		183	\$ 241.00	0.01567417	8.42%	\$ 523,507	1.494%
	Corugan		34	\$ 227.00	0.00522563	5.27%	\$ 146,475	1.479%
	River & Groundwater		50	\$ 664.00	0.00669306	14.09%	\$ 235,653	1.487%
	River & Groundwater Large		10	\$ 1,209.00	0.00543001	7.24%	\$ 166,938	1.482%
	Business		149	\$ 217.00	0.00952690	38.26%	\$ 84,506	1.500%
	Residential		384	\$ 141.00	0.00861076	45.20%	\$ 119,797	1.728%
	Residential	Rural	25	\$ 254.00	0.00679681	35.33%	\$ 17,975	0.00
							\$ 2,066,771	1.490%

Land Categories

Categorisation of all rateable land in the Council area has been undertaken in accordance with the requirements of the Local Government Act 1993. Council has used the following categories of rateable land:

1. Farmland

Land used genuinely for primary production. The dominant use of the land must be for the business or industry of grazing, dairying, the growing of crops etc. The activities must have a significant and commercial purpose or character and be engaged in for the purposes of profit on continuous or repetitive basis.

By virtue of section 529(2)(a) of the Act, a sub-category may be determined according to the intensity of land use; economic factors affecting the land or irrigability of the land. Council has determined sub-categories of farmland according to the intensity of land use.

2. Residential

The Local Government Act 1993 identifies this category as property used for residential accommodation, or in the case of vacant land, property zoned for residential use under an Environmental Planning instrument. Hotels, Motels, Guesthouses, Boarding Homes or Nursing Homes are specifically excluded from this category. This category also includes rural residential land – a lower ad valorem rate (rate in the \$) applies to rural residential land.

3. Business

The Local Government Act 1993 identifies properties in this category as land that cannot be categorised in any of the other rating categories.

Payment by Instalments

The Act provides for rates to be paid either in lump sum by 31 August or by four quarterly instalments, namely: Instalment 1 Due 31 August

Instalment 2 Due 30 November

Instalment 3 Due 28 February

Instalment 4 Due 31 May

Charges on Overdue Rates

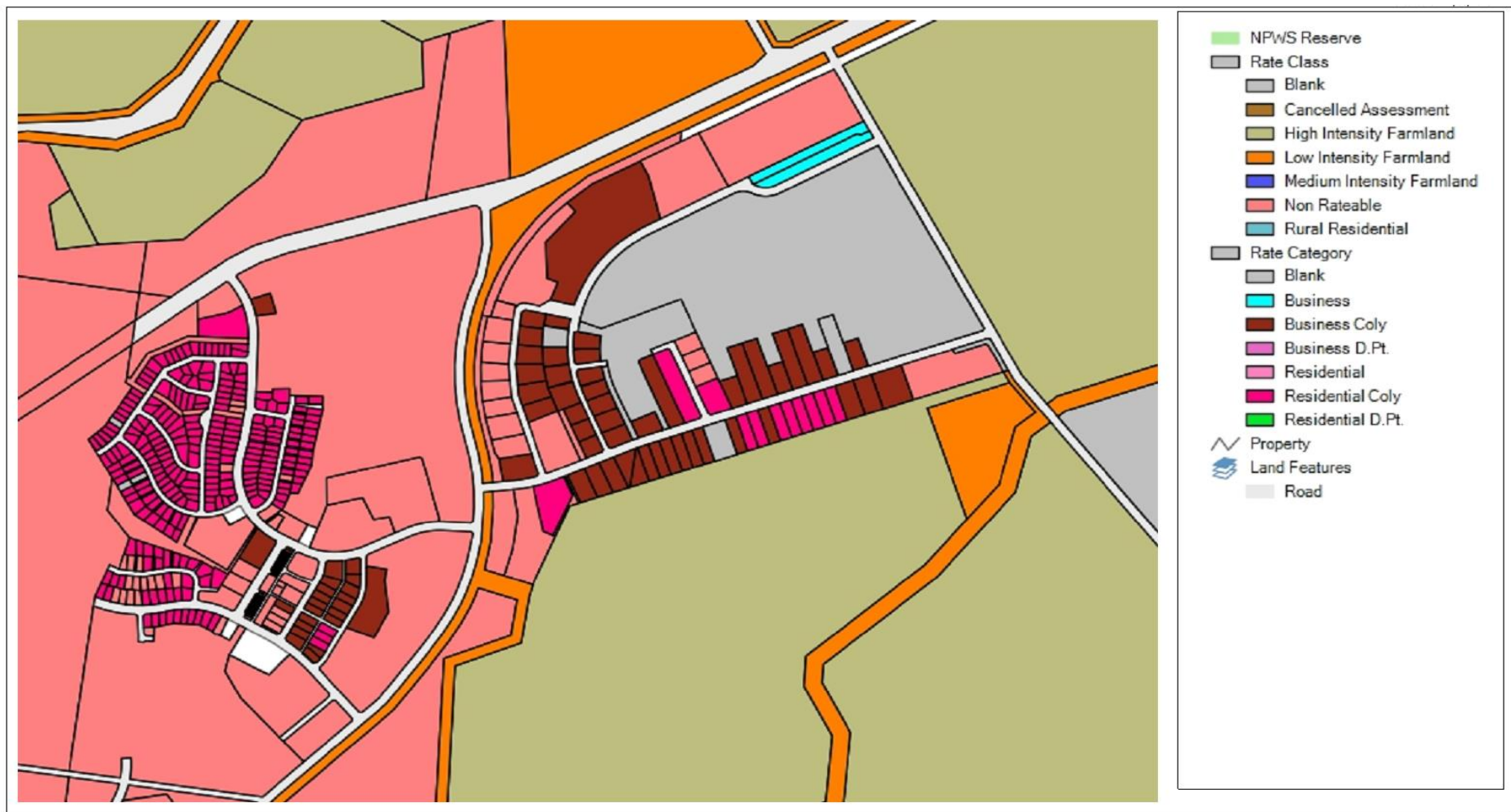
The interest rate on overdue Council rates and charges is set by Government statute and for 2017-18 the rate has been set at 7.5% (2016-17 8.0%).

Postponement of Rates

A ratepayer may apply (annually) for a postponement of rates where, in general terms, their property is being used as a single dwelling yet the land could be used for other more intensive purposes. The decision of postponement of rates is dependent upon the Valuer-General making an allowance under section 585 of the Act. The postponement of rates applies to the current owner and that concession is deemed to be lost when the property is either developed or sold. The purchaser may apply in his/her own right for postponement of future rates, but the accrued balance is due and payable within 30 days of the property being developed or sold.

Pensioner Rebates and Hardship

Eligible pensioners are entitled to a maximum rebate of \$465 per annum. This covers \$290 ordinary rates and domestic waste management charges, \$87.50 water charges and \$87.50 sewerage charges. The rebate is funded 55% by the State Government and 45% by Council for the first \$425.



21 Carrington Street
PO Box 5
Darlington Point NSW 2706
Phone: (02) 6960 5500
Fax: (02) 6964 4252
www.murrumbidgee.local.nsw.gov.au

Important Notice!

This map is not a precise survey document. Accurate locations can only be determined by a survey on the ground.

This information has been prepared for Council's internal purposes and for no other purpose. No statement is made about the accuracy or suitability of the information for use for any purpose (whether the purpose has been notified to Council or not). While every care is taken to ensure the accuracy of this data, neither the Murrumbidgee Shire Council nor the LPI makes any representations or warranties about its accuracy, reliability, completeness or suitability for any particular purpose and disclaims all responsibility and all liability (including without limitation, liability in negligence) for all expenses, losses, damages (including indirect or consequential damage) and costs which you might incur as a result of the data being inaccurate or incomplete in any way and for any reason.

© The State of New South Wales (Land and Property Information), © Murrumbidgee Shire Council.



True North, Grid North and Magnetic North are shown diagrammatically for the centre of the Murrumbidgee Local Government Area. Magnetic North is correct for 2008 moving easterly by 0.04° in about five years.

Important

This map was produced on the GEODESIC DATUM OF AUSTRALIA 1994 (GDA94), which has superseded the Australian Geodetic Datum of 1984 (AGD66/84). Heights are referenced to the Australian Height Datum (AHD). For most practical purposes GDA94 coordinates and satellite derived (GPS) coordinates based on the World Geodetic Datum 1984 (WGS84) are the same.

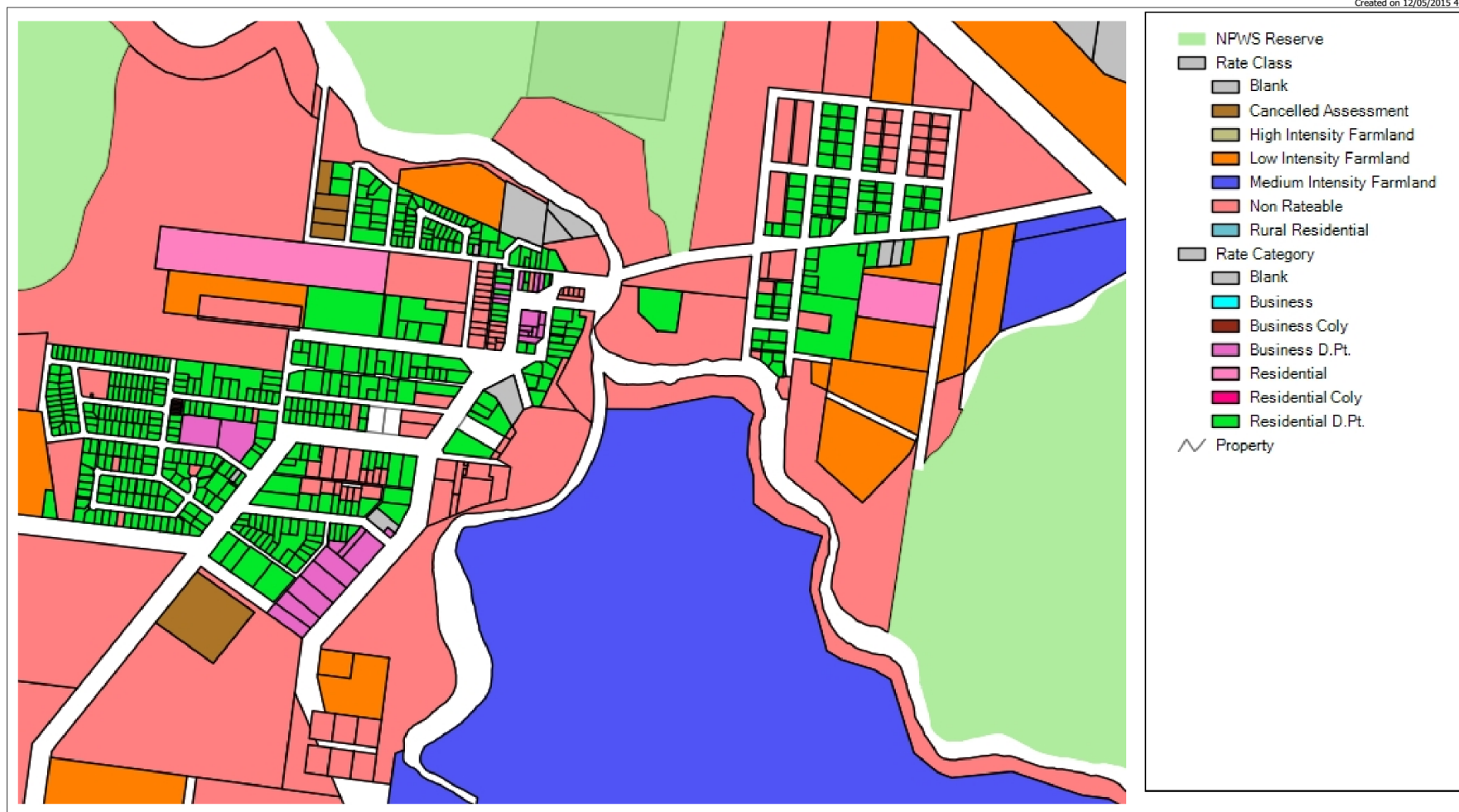
Projection: GDA94 / MGA zone 55

Date: 12/05/2015

Drawn By: Kerry Murray

Coleambally Rating Class

Map Scale: 1:16993 at A4



21 Carrington Street
PO Box 5
Darlington Point NSW 2706
Phone: (02) 6960 5500
Fax: (02) 6968 4252
www.murrumbidgee.local.gov.au
c2015-gov.au

Important Notice!

This map is not a precise survey document. Accurate locations can only be determined by a survey on the ground.

This information has been prepared for Council's internal purposes and for no other purpose. No statement is made about the accuracy or suitability of the information for use for any purpose (whether the purpose has been notified to Council or not). While every care is taken to ensure the accuracy of this data, neither the Murrumbidgee Shire Council nor the LPI makes any representations or warranties about its accuracy, reliability, completeness or suitability for any particular purpose and disclaims all responsibility and all liability (including without limitation, liability in negligence) for all expenses, losses, damages (including indirect or consequential damage) and costs which you might incur as a result of the data being inaccurate or incomplete in any way and for any reason.

© The State of New South Wales (Land and Property Information), © Murrumbidgee Shire Council.



True North, Grid North and Magnetic North are shown diagrammatically for the centre of the Murrumbidgee Local Government Area. Magnetic North is correct for 2008 moving easterly by 0.04° in about five years.

Important

This map was produced on the GEODESIC DATUM OF AUSTRALIA 1994 (GDA94), which has superseded the Australian Geodesic Datum of 1984 (AGD66/68). Heights are referenced to the Australian Height Datum (AHD) heights. For most practical purposes GDA94 coordinates and satellite derived (GPS) coordinates based on the World Geodetic Datum 1984 (WGS84) are the same.

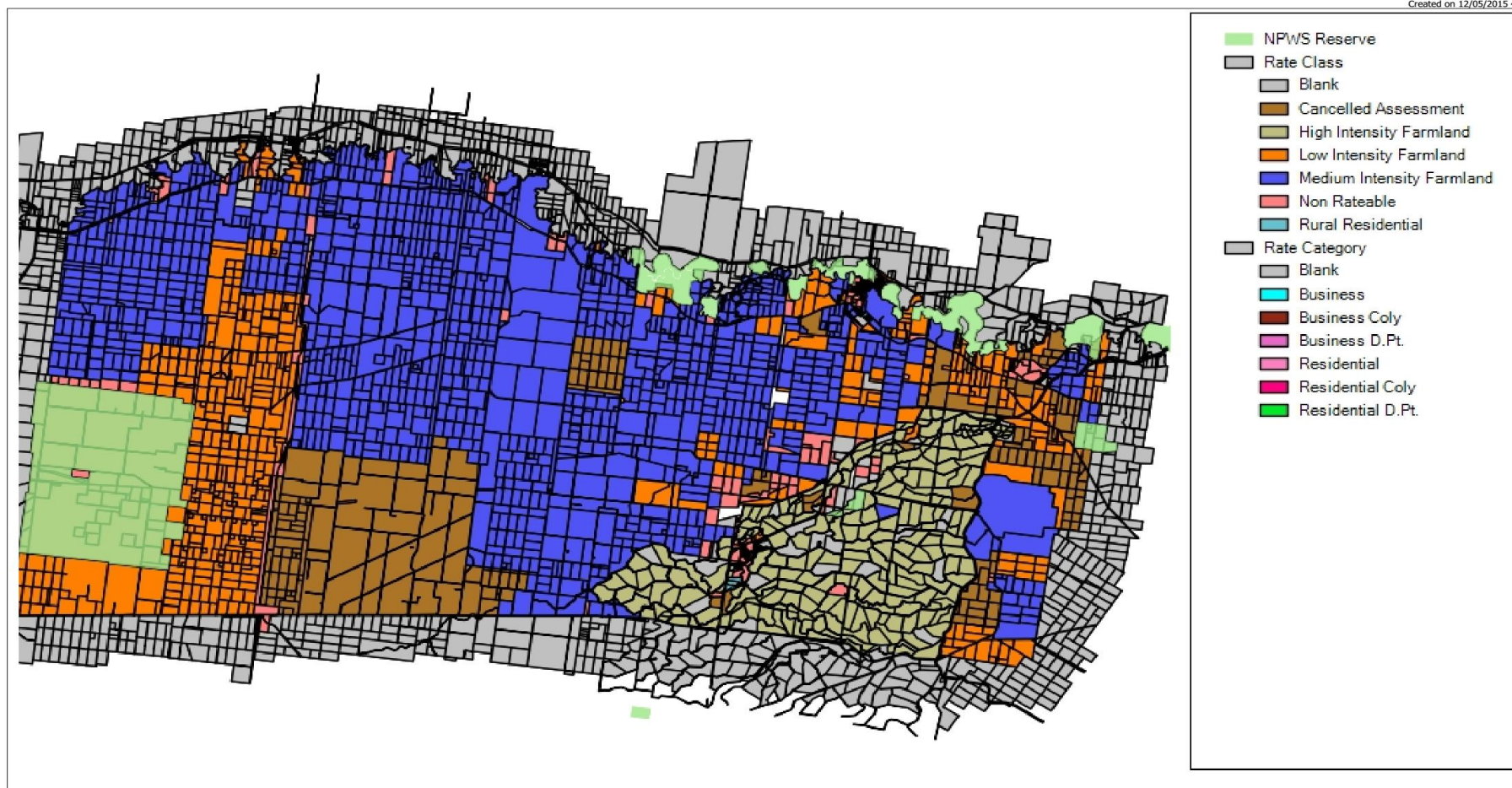
Projection: GDA94 / MGA zone 55

Date: 12/05/2015

Drawn By: Kerry Murray

Darlington Point Rating Class

Map Scale: 1:15762 at A4



21 Carrington Street
PO Box 5
Durlingham NSW 2706
Phone: (02) 6960 5500
Fax: (02) 6968 4252
www.murrumbidgee.local.gov.au

Important Notice!

This map is not a precise survey document. Accurate locations can only be determined by a survey on the ground.

This information has been prepared for Council's internal purposes and for no other purpose. No statement is made about the accuracy or suitability of the information for use for any purpose (whether the purpose has been notified to Council or not). While every care is taken to ensure the accuracy of this data, neither the Murrumbidgee Shire Council nor the LPI makes any representations or warranties about its accuracy, reliability, completeness or suitability for any particular purpose and disclaims all responsibility and all liability (including without limitation, liability in negligence) for all expenses, losses, damages (including indirect or consequential damage) and costs which you might incur as a result of the data being inaccurate or incomplete in any way and for any reason.
© The State of New South Wales (Land and Property Information), © Murrumbidgee Shire Council.



Important

This map was produced on the GEOCENTRIC DATUM OF AUSTRALIA 1994 (GDA94), which has superseded the Australian Geospatial Datum of 1984 (AGD84/84). Heights are referenced to the Australia Height Datum (AHD) heights. For most practical purposes GDA94 coordinates and satellite derived (GPS) coordinates based on the World Geodetic Datum 1984 (WGS84) are the same.

True North, Grid North and Magnetic North are shown diagrammatically for the centre of the Murrumbidgee Local Government Area. Magnetic North is correct for 2008 moving easterly by 0.04° in about five years.

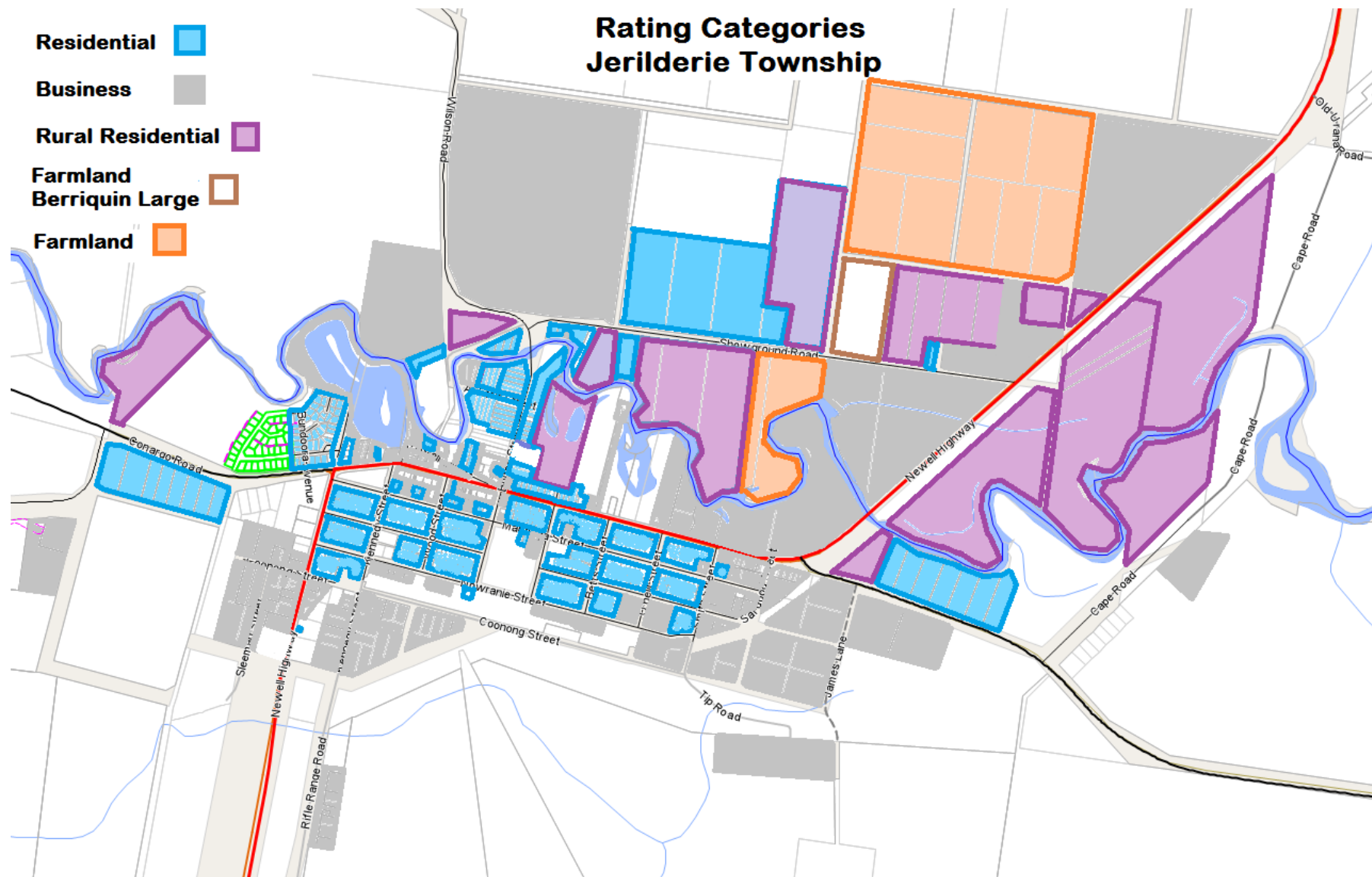
Projection: GDA94 / MGA zone 55

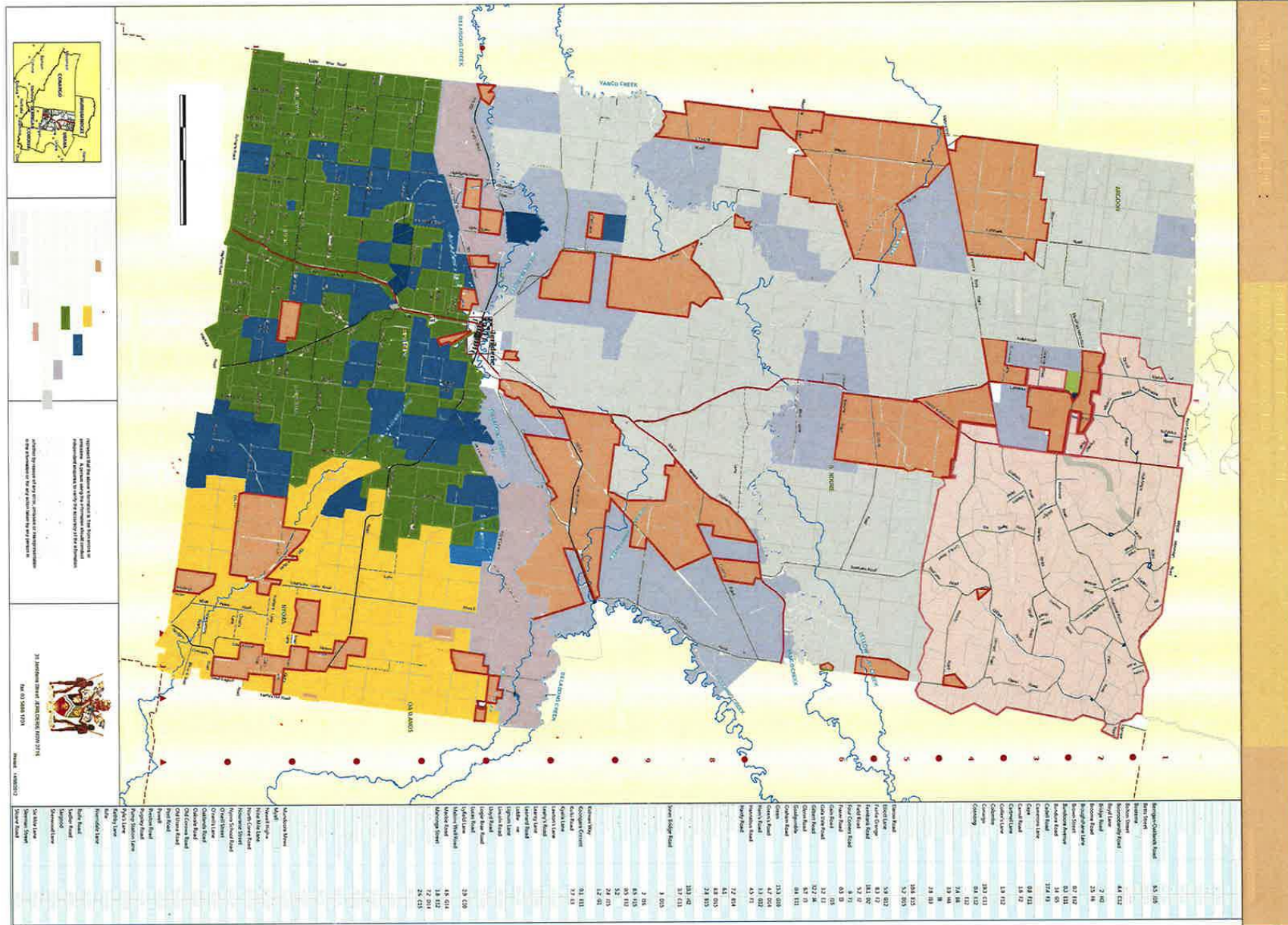
Date: 12/05/2015

Drawn By: Kerry Murray

Murrumbidgee Shire Rating Class

Map Scale: 1:478759 at A4





Water Charges - potable

Water charges are levied under the provisions of the Local Government Act to collect revenue from the property owners who actually benefit from the availability or use of Council's water supply and comprise:

- ☐ Residential and Non Residential properties* that are connected to a Council Water Supply System and supplied with water from that system.
- ☐ Vacant land situated within 225 metres of a Council water main whether or not the property is connected to Council's water supply provided it is possible to supply water to the property if requested.

Water Access Charges - potable or recycled networks – Murrumbidgee North

Meter Size	Access Charge 2016-17	Access Charge 2017-18	% Change	No of Assess - May 2017	Projected Income 2017-18
20mm/additional	\$200	\$210	5.0%	789	\$165,690
25mm	\$320	\$335	5.0%	23	\$7,705
32mm	\$340	\$355	5.0%	1	\$355
40mm	\$385	\$405	5.0%	3	\$1,215
50mm	\$430	\$450	5.0%	14	\$6,300
100mm	\$475	\$500	5.0%	3	\$1,500
				826	\$182,765

The water consumption charges are based on a two tiered system with the first tier covering basic household water consumption of 125kl per quarter. The water supply charge is set to cover asset replacement and recurrent costs. For 2017-18 Council will apply an increase of 5.0% as per the table above.

To avoid any doubt, a water access charge is levied on all units or dual occupancy properties (whether strata subdivided or not) as provided under Best-Practice Management of Water Supply and Sewerage Guidelines. Where a property has more than one, separate occupancy (eg a granny flat) an additional 20mm access charge will be levied per occupancy.

Access charges are levied for each water supply system available to a property. Land which is exempt from the payment of ordinary rates (pursuant to Sections 555 or 556 Local Government Act 1993) is not exempt from these charges as the charge is limited to the cost of providing the service to the land (Section 503(2)).

Water Consumption Charges - potable water – Murrumbidgee North

Type	Consumption charge 2016-17	Consumption charge 2017-18	% Change	Billable Kilolitres Consumed	Projected Income 2017-18
First Tier 0-125kls	\$0.42	\$0.44	5%	105,086	46,238
Second Tier 126kls and above	\$0.63	\$0.66	5%	404,011	266,647
Third Tier >201	N/A	N/A			
				509,097	312,885

Water consumption charges, will be issued separately in four quarterly accounts.

For properties classified as non-rateable in accordance with Section 555 and 556 of the Act, the charge shall be set at \$0.44 per kilolitre for the year ending 30 June 2018.

Water access charges - potable or recycled networks – Murrumbidgee South

Charge	Category	Assessments	Annual Charge	Charge Yield	Yield % Increase
Water Local	20mm Filtered Access	514	\$ 278.00	\$ 142,892.00	
	25mm Filtered Access	5	\$ 429.00	\$ 2,145.00	
	32mm Filtered Access	17	\$ 698.00	\$ 11,866.00	
	80mm Filtered Access	1	\$ 4,265.00	\$ 4,265.00	
	Raw Water Access	518	\$ 404.00	\$ 209,272.00	
				\$ 370,440.00	8.704%

Water usage charges are included in “Fees and Charges’ section under Administration & Engineering

Individual metering - units

Since 2007, under Best-Practice Management of Water Supply and Sewerage Guidelines, all new units are required to be metered and billed individually.

Sewerage Charges

Sewerage charges are structured in accordance with Section 409 of the Act and are levied under the provisions of the Local Government Act to collect revenue from property owners who actually benefit from the availability or use of a Council sewerage system and comprise:-

▣ Residential and non-residential properties that are connected to a Council sewer mains.

▣ Vacant land situated within 75 metres of a Council sewer main whether or not the property is connected, provided that, it is possible to connect the property to the sewer main if requested.

Best-practice sewerage pricing involves a uniform annual sewerage bill for residential customers. For non-residential customers an appropriate sewer usage charge is required for the estimated volume discharged to the sewerage system, together with an access charge based on the capacity requirements that their loads place on the system relative to residential customers.

Residential Sewerage Access Charges

Sewerage Access Charges – Murrumbidgee North

Sewerage access charges will increase by 3% for 2017-18 in accordance with the following table:

Location	Access Charge 2016-17	Access Charge 2017-18	% Change	No of Assess - May 2017	Projected Income 2017-18
Darlington Point	\$395	\$405	3%	442	\$ 179,010
Coleambally	\$315	\$325	3%	284	\$ 92,300
				726	\$271,310

All units (whether strata title or not) are levied the sewerage access charge in accordance with the table above. Where a property has more than one separate occupancy (eg a granny flat), excluding non-rateable properties, an additional charge shall be levied per occupancy. This complies with the requirements under the Best-Practice Management of Water Supply and Sewerage Guidelines.

In accordance with Section 501(1) of the Local Government Act 1993 Council will levy the following annual charges for sewer services:

Category	No of Assess - May 2017	Charge 2017-18	% Change	Yield
Darlington Point				
Church Buildings	2	\$34	3%	\$68
Multiple Units	4	\$196	3%	\$784
Non Rateable Properties	19	\$405	3%	\$7,695
Coleambally				
Church Buildings	3	\$43	3%	\$129
Multiple Units	19	\$160	3%	\$3,040
Non Rateable Properties	21	\$325	3%	\$6,825
TOTALS	70			\$18,541

Sewerage Access Charges – Murrumbidgee South

Category	Type	No of Assessments	Charge	Yield	
Sewerage Local	20mm Access Charge	443	\$ 480.00	\$	212,640
	25mm Access Charge	6	\$ 760.00	\$	4,560
	32mm Access Charge	14	\$ 1,280.00	\$	17,920
					235,120

Stormwater Management Charge – Murrumbidgee South

Category	Type	No of Assessments	Charge	Charge Yield
Stormwater Management	Urban Stormwater	436	\$25	\$10,900

Domestic Waste Management – Murrumbidgee North

Council's annual charge for domestic waste management services applies to each occupied residential unit which includes dwellings and each separate occupancy in any flat, townhouse, duplex, dual occupancy, including non rateable residential premises. It does not include service for a secondary dwelling (as defined in the Environmental Planning and Assessment Act 1979) which are charged as an additional service. For the 2017-18 financial year the domestic waste management charge will increase by 5% from the 2016-17 charges. Waste management charges must covering operating costs, including tip rehabilitation.

Type	No. Services May 2017	Domestic Waste Charge 2016-17	Domestic Waste Charge 2017-18	% Change	Projected Income 2017-18
Domestic Waste Management Charge	859	\$126	\$132	5%	\$ 113,388
Additional Service	82	\$63	\$66	5%	\$ 5,412
Domestic Waste - Recycling	811	\$126	\$126	0	\$ 102,186
					\$ 220,986

Individual Servicing

The charge is based on the cost of providing the service. The charge reflects the reasonable operating and planning costs in providing the following services:

- ☑ weekly collection, removal and disposal of waste 240L mobile garbage bin
- ☑ fortnightly collection and removal of 240L bin of household recyclables

Waste Management – Actual Use

In accordance with Section 502 of the Local Government Act Council adopted to levy the following charges on industrial properties that utilise Council tips for the dumping of large quantities of waste, which is an increase of 5% on the 2016/2017 charges.

Type	No. Assess – May 2017	Business Waste Charge 2016-17	Business Waste Charge 2017-18	% Change	Number of services May 2016	Projected Income 2017-18 (GST inclusive)
Industrial Waste charge	1	\$1,995	\$2,095	5%	1	\$2,095
					1	\$2,095

Domestic Waste Management – Murrumbidgee South

Type	Assessments	No of bins	Charge per unit	Charge Yield	Yield % increase
Domestic - Urban Collection	373	391	\$ 183	\$ 71,553	
Domestic - Vacant land	19	19	\$ 45	\$ 855	
Business - Collection	84	140	\$ 183	\$ 25,620	
Business - Vacant land	48	48	\$ 45	\$ 2,160	
				\$ 100,188	0.00%

Rubbish Tip Fees – Murrumbidgee North

Council has adopted to charge the following (GST Inclusive) rubbish tip fees on rural ratepayers for the use of Council tips. Subject to the following conditions:

- a) town residents to dump from car boot, sulo bin, utility truck or box trailer free of charge: and
- b) car boot or sulo bin annual charge to only be available to Murrumbidgee Council Rural Ratepayers.

Operation of the landfill site is under review. The charges will remain in place, subject to a future report being presented to Council.

Category	Charge 2016-17	Charge 2017-18	% Change
Car boot or sulo bin	\$4.00	\$4.00	0%
Utility or box trailer	\$7.00	\$7.00	0%
Bogie trailer or truck under 2t	\$22.00	\$22.00	0%
Large Truck	70.00	\$70.00	0%
Semi-Trailer	145.00	\$145.00	0%
Car bodies	\$30.00	\$30.00	0%
Car boot or sulo bin annual charge	\$125.00	\$125.00	0%

Tyre Muster

Council is now accepting tyres from Murrumbidgee Council residents at the Darlington Point waste disposal site subject to the payment of the appropriate charges(GST Inclusive) as set out below:-

Tyre	Charge 2016-17	Charge 2017-18	% Change
Car	\$3.50	\$3.50	0%
Light Truck	\$7.50	\$8.00	0%
Truck	\$12.00	\$14.00	0%
Motor Cycle	\$2.00	\$2.50	0%
Grader	\$60.00	\$65.00	0%
Super single	\$25.00	\$27.00	0%
Earthmover – small (< 1m diameter)	\$65.00	\$69.00	0%
- medium (< 1.5m diameter)	\$150.00	\$155.00	0%
- large	\$275.00	\$285.00	0%
Bobcat	\$10.00	\$11.00	0%
Tyres with rims	Extra \$3.00	extra \$3.50	0%

Water and Sewerage Dividend

Section 409 (6) of the Act enables Council to declare a dividend from the water and sewerage businesses. At this time no dividend is proposed for 2017-18 from either business.

Borrowing Policy

Council has planned borrowings of \$300,000 for 2017 - 2018.

Sundry Debtors

The Act is silent in respect to charging interest on outstanding sundry debtor accounts.

Pricing Policy

Council's pricing policy with respect to the fees and charges it makes has to take into account the greatest good to the community as well as market pressures. The pricing philosophy is designed to meet the needs of the community in that, whilst it is generally one of market pricing, it is flexible enough to provide for community service obligations. The market pricing philosophy can sometimes be incorrectly perceived as just passing on excessive costs to ratepayers. The real effect of the philosophy is a strong discipline on Council to bring its costs and prices into line with market rates. The effect is to promote cost efficiencies throughout all of Council's operations for the benefit of the community. In this respect, Council has developed four pricing types to meet operational requirement as follows:

A. Subsidised or Community Services Obligation

To provide facilities, services or goods for members of the community who may not be able to afford full cost recovery, or the market rate for them. These may be covered by cross subsidisation (use of general revenue) or by specific purpose funding. This pricing policy is applied when either (a) it is known that the customers are unable to pay but should nonetheless have access to the services on social justice ground, or (b) it is impractical to start collecting more given the historical development of the facility, service or good.

B. Determined by Legislation

The price is set by legislation (usually State Government legislation) and Council does not have the opportunity to vary the cost. Not all costs have been advised for 2017-18. The fees and charges currently default to the 2016-17 charge and will be updated when Council is advised of any changes for 2017-18.

C. Market

To provide facilities, services or goods for customers at a price that enables Council to make a profit or to reduce losses of the services to keep them financially viable.

D. Cost Recovery

To provide facilities, services or goods for customers at the actual cost of providing them where the cost is less than market rates. This pricing policy is applied when it is known that customers are willing and able to meet cost recovery, but it is viewed as inappropriate for a public authority to seek to profit from it.

Schedule of Fees

Council's schedule of fees is detailed below in the Revenue Policy.

Fees & Charges Table of Contents

Merged Statutory Fees & Administration Fees	22-42
Murrumbidgee North Fees & Charges	43-55
Administration Fees	43
Environmental Fees	44-48
Engineering Fees	49-53
Murrumbidgee South Fees & Charges	54-68
Administration Fees	54-56
Environmental Fees	57-60
Engineering Fees	61-68

Merged Statutory Fees and Administration Fees

Activity/Funtion	Title of Fee/Charge	2017-18 Fee GST Inclusive	2017-18 Fee GST Exclusive	Fee Type
GIPPA Applications Formal	Individual – Fee including first hour		\$30.00	D
	Individual – Fee thereafter (per hour)		\$30.00	D
GIPPA Applications Informal	Subsequent Copies – refer to photocopying charges			
	GIPAA - Informal Access Information if produced in electronic format		\$21.40	D
	Business Papers, Minutes, Management Plan and Annual Reports		No charge	D
Business Papers	Supply of Council Business Papers/ Manuals (not including press) *** hard copy on paper ***		\$46.00	D
Companion Animals Lifetime Registration	Fees are per animal			
	Assistance animal		No charge	B
	Not de-sexed		\$201.00	B
	De-sexed		\$55.00	B
	Pensioner with de-sexed dog		\$23.00	B
	Breeder		\$55.00	B
Health Inspection Fees				
	Food Premise Inspection Fee (per inspection)		\$168.00	D
	Improvement Notice – Administration Fee		\$168.00	D
	Hairdresser/Beauty Salon/Skin Penetration or similar		\$168.00	D

Merged Statutory Fees and Administration Fees

Activity/Funtion	Title of Fee/Charge	2017-18 Fee GST Inclusive	2017-18 Fee GST Exclusive	Fee Type
Itinerant Food Vendors	Limited approval up to one week		\$76.00	D
	Annual Approval		\$262.00	D
Private Swimming Pool Inspections	NSW Swimming Pool Register		\$10.00	B
	Application for certificate of compliance for swimming pool including inspection		\$75.00	B
	2nd inspection		\$100.00	B
	Resuscitation Charts		\$30.00	D
Public Swimming Pools	Fees for inspection of pool water quality (public pools only) under Public Health Act		\$150 plus sampling costs	B
Water Sampling	Rain Water Tank Sampling & Analysis (Microbiology)		\$314.00	D
Water Meter Readings (Special) (Application Fees)	Water Meter Reading - Special Application (per inspection)	\$53.00		
Septic Tank Installations	Septic (OSSMS) application		\$122.00	D
	Septic (OSSMS) registration		\$25.00	D
	Septic (OSSMS) inspection (Compliance Certificate)		\$112.00	D
On-site Sewerage Management Fees	Sewer management Facility Amended Application		\$61.00	0.00
On-site Sewerage Management Fees	OSSM Inspection Assessment		\$110.00	0.00
Sewerage Plans	Request for copies of sewerage diagrams associated with property transfers		\$36.00	0.00
Sewer Disposal	Effluent Disposal per load		\$58.00	0.00
Liquid Trade Waste (LTW)	Application Fee for approval to discharge liquid trade waste to sewer			
	Category 1 Discharger		\$72.00	
	Category 2 Discharger		\$145.00	
	Category 2S Discharger		\$145.00	
	Category 3 Discharger		\$364.00	

Merged Statutory Fees and Administration Fees

Activity/Funtion	Title of Fee/Charge	2017-18 Fee GST Inclusive	2017-18 Fee GST Exclusive	Fee Type
LTW Annual Fees	Annual Trade Water Fee			
	Category 1 Discharger		\$94.00	
	Category 2 Discharger		\$189.00	
	Category 3 Discharger			
	* Large Discharger		\$632.00	
	* Industrial Discharger		\$189.00-\$632.00	
LTW Re-inspection Fee	Re-inspection fee per re-inspection all categories	\$88.00		B
LTW Usage Charges	Category 1 Discharger with appropriate equipment (per kL)		Nil	B
	Category 1 Discharger without appropriate equipment (per kL)		\$1.76	B
	Category 2 Discharger with appropriate pre-treatment (per kL)		\$1.76	B
	Category 2 Discharger without appropriate pre-treatment (per kL)		\$16.15	B
LTW Food Waste Disposal Charge	Food waste disposal charge per bed		\$29.00	B
LTW Non-compliance pH Charge	Value of coefficient K in equation 3 of Liquid Trade Waste Policy		\$0.44	B
LTW Excess Mass Charges	Excess Mass Charges (Prices in \$/kg)			
	Applies only to Category 3 dischargers			
	Aluminium		\$0.79	B
	Ammonia (as N)		\$2.34	B
	Arsenic		\$79.32	B
	Barium		\$39.66	B
	Biochemical oxygen demand (BOD)		\$0.79	B

Merged Statutory Fees and Administration Fees

Activity/Funtion	Title of Fee/Charge	2017-18 Fee GST Inclusive	2017-18 Fee GST Exclusive	Fee Type
LTW Excess Mass Charges cont.	Boron		\$0.79	B
	Bromine		\$15.86	B
	Cadmium		\$367.00	B
	Chloride		No charge	B
	Chlorinated hydrocarbons		\$39.66	B
	Chlorinated phenolics		\$1586.00	B
	Chlorine		\$1.62	B
	Chromium		\$26.44	B
	Cobalt		\$16.15	B
	Copper		\$16.15	B
	Cyanide		\$79.32	B
	Fluoride		\$3.96	B
	Formaldehyde		\$1.62	B
	Oil and Grease* (Total O&G)		\$1.43	B
	Herbicides/defoliants		\$794.00	B
	Iron		\$1.62	B
	Lead		\$39.66	B
	Lithium		\$7.94	B
	Manganese		\$7.94	B
	Mercaptans		\$79.32	B
	Mercury		\$2644.00	B
	Methylene blue active substances (MBAS)		\$0.79	B
	Molybdenum		\$0.79	B
	Nickel		\$26.44	B
	Nitrogen* (Total Kjeldahl Nitrogen – Ammonia) as N		\$0.21	B
	Organoarsenic compounds		\$794.00	B

Merged Statutory Fees and Administration Fees

Activity/Funtion	Title of Fee/Charge	2017-18 Fee GST Inclusive	2017-18 Fee GST Exclusive	Fee Type
LTW Excess Mass Charges continued.	Pesticides general (excludes organochlorines and organophosphates)		\$794.00	B
	Petroleum hydrocarbons (non-flammable)		\$2.65	B
	Phenolic compounds (non-chlorinated)		\$7.94	B
	Phosphorous* (Total P)		\$1.62	B
	Polynuclear aromatic hydrocarbons		\$16.15	B
	Selenium		\$55.81	B
	Silver		\$1.47	B
	Sulphate* (SO ₄)		\$0.17	B
	Sulphide		\$1.62	B
	Sulphite		\$1.76	B
	Suspended Solids* (SS)		\$1.02	B
	Thiosulphate		\$0.28	B
	Tin		\$7.94	B
	Total dissolved solids* (TDS)		\$0.06	B
	Uranium		\$7.94	B
	Zinc		\$16.15	B
LTW Charges for Tankered Waste (Fees in \$/kL)	Charged for Tankered Waste (Fees in \$/kL)			B
	Chemical Toilet		\$17.63	B
	Septic Tank Waste			B
	* Effluent		2.34	
	* Septage		23.51	

Merged Statutory Fees and Administration Fees

Activity/Funtion	Title of Fee/Charge	2017-18 Fee GST Inclusive	2017-18 Fee GST Exclusive	Fee Type
Development Application Fees	Minor Works in Heritage Precinct or Signage		\$75.00	B
	Up to \$5,000		\$110.00	B
	\$5,001 - \$50,000		\$170 + \$3 for each \$1,000 above \$5k	B
	\$50,001 - \$250,000		\$352 + \$3.64 for each \$1,000 above \$50k	B
	\$250,001 - \$500,000		\$1160 + \$2.34 for each \$1,000 above \$250k	B
	\$500,001 - \$1,000,000		\$1745 + \$1.64 for each \$1000 above \$500k	B
	\$1,000,001 - \$10,000,000		\$2615 + \$1.44 for each \$1000 above \$1,000K	B

Merged Statutory Fees and Administration Fees

Activity/Funtion	Title of Fee/Charge	2017-18 Fee GST Inclusive	2017-18 Fee GST Exclusive	Fee Type
Development Application Fees cont.	More than \$10,000,000		\$18,875 + \$1.19 for each \$1000 above \$10,000k	B
Construction Certificates	Up to \$5,000	\$100.00 plus \$6.00 for each \$1,000 (or part thereof) of the estimated cost		D
	\$5,001 - \$250,000	\$130 plus \$4.00 for each \$1,000 (or part of \$1,000) of the estimated cost which exceeds \$5,000		D

Merged Statutory Fees and Administration Fees

Activity/Funtion	Title of Fee/Charge	2017-18 Fee GST Inclusive	2017-18 Fee GST Exclusive	Fee Type
Construction Certificates cont.	\$250,000 - \$500,000	\$1,325 plus \$4.00 for each \$1,000 (or part of \$1,000) by which the estimated cost exceeds \$250,000		D
	\$500,001 - \$1,000,000	\$2,325 plus \$3.00 for each \$1,000 (or part of \$1,000) by which the estimated cost exceeds \$500,000		D
	\$1,000,001 - \$10,000,000	\$3,825 plus \$1.00 for each \$1,000 (or part of \$1,000) by which the estimated cost exceeds \$1,000,000		D

Merged Statutory Fees and Administration Fees

Activity/Funtion	Title of Fee/Charge	2017-18 Fee GST Inclusive	2017-18 Fee GST Exclusive	Fee Type
Construction Certificates cont.	More than \$10,000,000	\$12,825 plus \$0.50 for each \$1,000 (or part of \$1,000) by which the estimated cost exceeds \$10,000,000		D
	Amendments to Construction Certificate	50% of the CC fee for the project		
	Works not involving erection of building or carrying out of works, the subdivision of land or the demolition of a building work	\$285.00		
Complying Development Certificate	Complying Development Certificate			
	Project less than \$5,000	\$110.00		
	Project \$5,001 - \$100,000	\$110.00 plus an additional \$5.00 for each \$1,000 (or part thereof) of the estimated cost over \$5,000		

Merged Statutory Fees and Administration Fees

Activity/Funtion	Title of Fee/Charge	2017-18 Fee GST Inclusive	2017-18 Fee GST Exclusive	Fee Type
Complying Development Certificate cont.	Project \$100,001 - \$250,000	\$585.00 plus an additional \$3.50 for each \$1,000 (or part thereof) of the estimated cost over \$100,000		
	Project more than \$250,000	\$1,110 plus an additional \$2.00 for each \$1,000 (or part thereof) of the estimated cost over \$250,000		
	Amendments to Complying Development Certificate	50% of the CDC fee for the project		
	Compliance Certificate Inspection	\$110.00		
	Administration fee for construction, compliance, occupation and complying development certificates	\$36.00		
Integrated/Designated/Advertised Development	LEP Amendment (Rezoning etc)		At full cost to developer or land owner	B

Merged Statutory Fees and Administration Fees

Activity/Funtion	Title of Fee/Charge	2017-18 Fee GST Inclusive	2017-18 Fee GST Exclusive	Fee Type
Integrated/Designated/Advertised Development cont.	Integrated approvals – fee for concurring authority (per approval)		\$320.00	B
	Development Application Advertising Fees		\$600.00	D
	Designated Development Advertising Fees		\$2200.00	D
	Advertised Development Advertising Fees		\$1105.00	
	Prohibited Development Advertising Fees		\$1105.00	
	Long Service Levy (only on construction valued at \$25,000 and over)		0.35% of estimated cost of development	D
Modification of consent under Section 96	(1)Section 96(1)		\$71.00	B
	(1A) Section 96(1A)		\$645 or 50% of the fee for the original development whichever is the lesser amount	B

Merged Statutory Fees and Administration Fees

Activity/Funtion	Title of Fee/Charge	2017-18 Fee GST Inclusive	2017-18 Fee GST Exclusive	Fee Type
Modification of consent under Section 96 cont.	(2) Section 96(2)(a) if the fee for the original application was less than \$100		50% of the fee for the original development application	B
	(b) if the fee for the original application was \$100 or more (i) in the case of an application with respect to a development application that does not involve the erection of a building, the carrying out or a work or the demolition of a work or building		50% of the fee for the original development application	B
	(ii) in the case of an application with respect to a development application that involves the erection of a dwelling-house with an estimated cost of construction of \$100,000 or less		\$190.00	B
	(iii) in the case of an application with respect to any other development application, as set out in the table following: Up to \$5,000		\$55.00	B

Merged Statutory Fees and Administration Fees

Activity/Funtion	Title of Fee/Charge	2017-18 Fee GST Inclusive	2017-18 Fee GST Exclusive	Fee Type
Modification of consent under Section 96 cont.	\$5001 - \$250,000		\$85.00 plus additional \$1.50 for each \$1,000 (or part of \$1,000) of the estimated cost	B
	\$250,001 - \$500,000		\$500 plus additional \$0.85 for each \$1,000 (or part of \$1,000) by which the estimated cost exceeds \$250,000	B
	\$500,001 - \$1,000,000		\$712 plus additional \$0.50 for each \$1,000 (or part of \$1,000) by which the estimated cost exceeds \$500,000	B

Merged Statutory Fees and Administration Fees

Activity/Funtion	Title of Fee/Charge	2017-18 Fee GST Inclusive	2017-18 Fee GST Exclusive	Fee Type
Modification of consent under Section 96 cont.	\$1,000,001 - \$10,000,000		\$987 plus additional \$0.27 for each \$1,000 (or part of \$1,000) by which the estimated cost exceeds \$1,000,000	B
	More than \$10,000,000		\$4,737 plus an additional \$0.027 for each \$1,000 (or part of \$1,000) by	B
	An additional fee is payable for development to which clause 115(1A) applies		\$760.00	B
	Application to vary a development standard		At cost to developer	B

Merged Statutory Fees and Administration Fees

Activity/Funtion	Title of Fee/Charge	2017-18 Fee GST Inclusive	2017-18 Fee GST Exclusive	Fee Type
Modification of consent under Section 96 cont.	Fee for review of decision to reject a development application		\$55.00 - if the estimated cost of the development is less than \$100,000 \$150 – if the estimated cost of the development is \$100,000 or more and less than or equal to \$1,000,000 \$250 – if the estimated cost of the development is more than \$1,000,000	B

Merged Statutory Fees and Administration Fees

Activity/Funtion	Title of Fee/Charge	2017-18 Fee GST Inclusive	2017-18 Fee GST Exclusive	Fee Type
Request for Review of Determination Section 82A (3)	(a)The maximum fee for a request for a review of a determination under Section 82A(3) of the Act is		\$71.00	B
	(i)In the case of a request with respect to a development application that does not involve the erection of a building, the carrying out of work or the demolition of a work or building		50% of the fee for the original development application	B
	(ii) In the case of an application with respect to a development application that involves the erection of a dwelling-house with an estimated cost of construction of \$100,000 or less		\$190.00	B
	(iii) In the case of an application with respect to any other development application, as set out in the table following: Up to \$5,000		\$55.00	B
	\$5,001 - \$250,000		\$85.00 plus additional \$1.50 for each \$1,000 (or part of \$1,000) of the estimated cost	B

Merged Statutory Fees and Administration Fees

Activity/Funtion	Title of Fee/Charge	2017-18 Fee GST Inclusive	2017-18 Fee GST Exclusive	Fee Type
Request for Review of Determination Section 82A (3) cont.	\$250,001 - \$500,000		\$500 plus additional \$0.85 for each \$1,000 (or part of \$1,000) by which the estimated cost exceeds \$250,000	B
	\$500,001 - \$1,000,000		\$712 plus additional \$0.50 for each \$1,000 (or part of \$1,000) by which the estimated cost exceeds \$500,000	B
	\$1,000,001 - \$10,000,000		\$987 plus additional \$0.27 for each \$1,000 (or part of \$1,000) by which the estimated cost exceeds \$1,000,000	B

Merged Statutory Fees and Administration Fees

Activity/Funtion	Title of Fee/Charge	2017-18 Fee GST Inclusive	2017-18 Fee GST Exclusive	Fee Type
Request for Review of Determination Section 82A (3) cont.	More than \$10,000,000		\$4,737 plus an additional \$0.027 for each \$1,000 (or part of \$1,000) by which the estimated cost exceeds \$10,000,000	B
Principal Certifying Authority Inspection	Per Inspection		\$110.00	
Occupation Certificate Fees	Occupation Certificate (interim and final)		\$110.00	B
Building Control - Sundry Activities (GST Free)	Application for approval of temporary building		\$153.00	B
	Application for inspection of dwelling to be re-sited – fee + \$2.00 per km travelled		\$153.00	B
	Local Approvals under Section 68 of the Local Government Act 1993		\$76.00	B
	Refundable Bond to cover damage to roads, kerb & gutters – Security Deposit (only subject to GST if non- refundable)		\$1020.00	B
	Flood Level Peg installation	\$110.00		B
Planning Certificates	Section 149(2) Certificate (per lot – up to 5 lots)		\$53.00	B
	Section 149 (2) Certificate (6 lots plus)		\$318 plus \$10 per additional lot	B

Merged Statutory Fees and Administration Fees

Activity/Funtion	Title of Fee/Charge	2017-18 Fee GST Inclusive	2017-18 Fee GST Exclusive	Fee Type
Planning Certificates cont.	Section 149 (2) &(5) Certificate (per lot – up to 5 lots)		\$133.00	B
	Section 149 (2)&(5) Certificate (6 lots plus)		\$503 plus \$20.00 per each additional lot	B
	Sewerage/ Drainage Diagram	\$36.00		D
	Section 735A LGA		\$53.00	B
	Section 121ZP & EP&A Act		\$53.00	B
	Administration Charge upon refund		\$15.00	B
	Urgency Fee (within 3 working days of application)	\$100.00		B
	Reprint of S149 Certificate		\$26.00	D
Section 149B Building Certificates (For Buildings which are lawfully erected) (clause 260)	Swimming Pool Compliance Certificate		\$75.00	
	Building Certificate under Section 149B of the EP&A Act Dwellings and Class 10 Buildings		\$250.00	B
	Non Dwellings not exceeding 200 sq/m		\$250.00	B
	Non Dwelling exceeding 200 sq/m but not exceeding 2,000 sq/m		\$250.00 plus \$0.50 per sq/m for each sq/m over 200	B

Merged Statutory Fees and Administration Fees

Activity/Funtion	Title of Fee/Charge	2017-18 Fee GST Inclusive	2017-18 Fee GST Exclusive	Fee Type
Section 149B Building Certificates (For Buildings which are lawfully erected) (clause 260) cont.	Non dwelling exceeding 2,000 sq/m		\$1,165, plus an additional 7.5cents per sq/m over 2,000 sq/m	B
	Any part of a building which does not otherwise have a floor area		\$250.00	B
Section 149B Building Certificates (For Buildings which are not lawfully erected)	Additional Building Certificate Inspection	\$112.00		D
	Copy of a Building Certificate		\$13.00	B
	Process variations to Building Code of Australia – Administration Charge		\$306.00	
Section 603 Certificates	Normal S603		\$80.00	B
	Urgency Fee (Within 48hrs)	\$20.00		D
	Noxious weeds certificate		\$53.00	D
Sub-Division Fees	Involving the opening of a public road		\$665 plus \$65 for each additional lot created by the subdivision	D

Merged Statutory Fees and Administration Fees

Activity/Funtion	Title of Fee/Charge	2017-18 Fee GST Inclusive	2017-18 Fee GST Exclusive	Fee Type
Sub-Division Fees cont.	Not involving the opening of a public road		\$330 plus \$53 for each additional lot created by the subdivision	D
	Strata subdivision		\$330 plus \$65 for each additional lot created by the subdivision	D
	Release of Subdivision Certificate		\$96.90	D
	Reinspection of Work Fee	\$102.00		D
Amendment to Local Environmental Plan Sundry Town Planning Activities (GST Free)	Amendment to LEP	At cost to applicant		
	Clause 4.6 Director General's Concurrence Fee		\$326.40	D
	Application for Advertising Structures		\$76.50	D
	Search Fee General Fee		Actual Cost \$55 minimum	D

Murrumbidgee North - Administration Fees

Activity/Function	Title of Fee/Charge	2017-18 Fee GST Inclusive	2017-18 Fee GST Exclusive	Fee Type
Sundry Admin Activities	Returned Cheque Fee		\$30.00	D
Valuation Properties Lists	Supply of Extract from Valuation Book	\$10.70		B
	Valuation Ownership Enquiry (Written Advice)	\$13.00		B
	Rate Enquiry Fee - per Property (Written Response)	\$25.50		B
	- plus \$16 / 15 min staff time			
	- 1 month	\$51.00		B
	- 6 months	\$102.00		B
	- 12 months	\$204.00		B
Computer Sales Advice	- per property	\$5.10		B
	- up to 250 properties printed	\$25.00 + \$16.00/15 mins staff time		B
	- 251 or more properties printed	No. of properties/5 x \$1 + \$16		B
Copies of Council and Non-Council Maps & Documents	Computer Plan per single sheet	\$7.85		B
	- Photocopies per single A3 sheet	\$1.10		B
	- Photocopies A4 sheet up to 10 copies	\$0.45		B
	Photocopies A4 sheet over 10 copies	\$0.20		B
Sundry Administration Activities	Administration Staff (per hr - 15 minimum)	\$33.00		D
	Professional / Technical Advice	\$90.00		D
	Facsimile Cost	\$2.20		D
Shops/Offices Rental	Council Office Rental - per day	\$37.00		D
	- per half day	\$18.50		D

Murrumbidgee North - Environmental Fees

Function/Activity	Title of Fee/Charge	2017-18 Fee GST Inclusive	2017-18 Fee GST Exclusive	Fee Type
Companion Animals				
Impounding Fees (per animal)	Seizure Fee		\$23.00	D
	Seizure Fee for release of dog on second or subsequent occasion in 12 months		\$61.00	D
	Maintenance fee for each day dog is in pound - Weekday		\$11.00	D
	Maintenance fee for each day dog is in pound – Weekend		\$25.00	D
	Surrender of Animal (per animal)	\$112.00		D
Horses, Cattle, Goats and Pigs	1st animal		\$20.00	D
	2nd and additional animals		\$13.00	D
Rams, Ewes, Sheep and Lambs	1 – 20		\$6.00	D
	21 - 50		\$12.00	D
	51 - 100		\$25.00	D
	Each additional 100		\$12.00	D
Driving/Transport Fee (per km) Horses, Cattle, Goats and Pigs	First Animal (per km)		\$0.90	D
	Second Animal		\$0.60	D
	Subsequent Animals		\$0.30	D
Rams, Ewes, Sheep and Lambs	1-100		\$1.80	D
	100+		\$0.90	D
Sustenance Charges	Horses and cattle, sheep, goats and pigs (per day per animal)		Actual cost +10%	D
	Advertising	Actual cost +10%		D
	Entry and release fee (per animal)		\$6.00	D
	Sale of Each Lot	\$10.00		D
	Equestrian Centre (per annum)	\$541.66 + electricity		A

Murrumbidgee North - Environmental Fees

Function/Activity	Title of Fee/Charge	2017-18 Fee GST Inclusive	2017-18 Fee GST Exclusive	Fee Type
Cats	Seizure Fee (per animal)		\$23.00	D
	Maintenance fee for each day cat is in pound - Weekday (per day)		\$10.00	D
	Maintenance fee for each day cat is in pound – Weekend (per day)		\$18.00	D
	Queen Cat and Kittens (fee per day)		\$29.00	D
	Cat/Possum Trap Bond (fee per hire)		\$51.00	D
	Sale of cat to recognised rescue organisation with Section 16d exemption for cats held at the pound. (per animal)		Nil	A
Health Sundry Activities	Advisory Service by Public Health Professional (per hour)	\$94.00		D
Noxious Weeds	Noxious Weeds Certificate Rural		\$53.00	D
	Noxious Weeds Inspection after Issue of Notice	\$107.00		D
	Noxious Weeds - Private Works	Actual cost + 10%		D
Meals on Wheels	Darlington Point - Meal (per meal)		\$6.50	A
	Coleambally - Full Meal		\$6.00	A
	Coleambally - Half Meal		\$5.50	A
	Respite Day Care - Coleambally Fees		\$6.50	A
Community Transport - Car Fees (per trip)	Coleambally to Griffith/Leeton/Narrandera		\$17.00	A
	Darlington Point to Griffith/Leeton/Narrandera		\$13.00	A
	Coleambally and Darlington Point to Wagga/Albury/Wodonga		\$41.00	A
Community Transport - Bus Fees (per trip)	To Griffith			
	- From Coleambally		\$11.00	A
	- From Darlington Point		\$9.00	A
	(Note: Children 1/2 price)			

Murrumbidgee North - Environmental Fees

Function/Activity	Title of Fee/Charge	2017-18 Fee GST Inclusive	2017-18 Fee GST Exclusive	Fee Type
Sundry Town Planning Activities (GST Free)	Clause 4.6 Director General's Concurrence Fee		\$326.00	D
	Application for Advertising Structures		\$76.00	D
	Search Fee General Fee		Actual Cost \$55 minimum	D
	Ext of time to development and S.102 modifications Written response		\$102.00	D
	List of Development Consents (6 months)		\$147.00	D
Garbage Service - Bin Sales (each)	Sulo Bin – 240 litre	\$89.00		D
	Sulo Bin Wheels	\$12.00		D
	Sulo Bin Axle	\$12.00		D
	Sulo Bin Lid	\$17.00		D
	Sulo Lid Clips (per pair)	\$4.50		D
Tipping Fees	See Pages 17-18			
Cemetery Fees	Lawn Section			
	Burial site & maintenance	\$1604.00		D
	Burial Saturday or Public Holiday	\$1934.00		D
	Reopening for 2nd internment	\$802.00		D
	Infant Graves	\$802.00		D
	Internment of Ashes	\$673.00		D
	Monumental Section			
	Burial site & maintenance	\$1604.00		D
	Reopneing for 2nd internment	\$802.00		D
	Exhumation – Approval Fee	\$67.00		D

Murrumbidgee North - Environmental Fees

Function/Activity	Title of Fee/Charge	2017-18 Fee GST Inclusive	2017-18 Fee GST Exclusive	Fee Type
Public Halls and Coleambally Stadium User Fees	Annual Users (community based activities) up to 100 days per year ** ** annual booking required and clean up after use required by group	\$392.00		A
	Regular Hirers (community) per day	\$8.90		A
	Regular Hirers (commercial)			A
	Per day	\$45.00		A
	Per half day	\$22.00		A
	Per night	\$45.00		A
Special Events/Private Function Hirers	Community Halls per day	\$80.00		A
	Community Halls per half day	\$40.00		A
	Community Halls per night	\$80.00		A
	Cleaning deposit (refundable)			A
	Coleambally			
	Youth/Sports Centre per day	\$80.00		A
	Youth/Sports Centre per half Day	\$40.00		A
	Youth/Sports Centre per night	\$80.00		A
	Cleaning Deposit (refundable)			A
	Coleambally			A
	Stadium – private function	\$80.00		A
	Stadium – local org kiosk	\$33.00		A
	Stadium – local org meeting	\$11.00		A
	Cleaning Deposit (refundable)			A
Swimming Pools - Entry Fees	Adult – Entry Fee	3.50		A
	Child – Entry Fee	1.75		A
	Adult – Season Ticket	82.00		A
	Child – Season Ticket (2-16 yrs)	50.00		A
	Family – Season Ticket	165.00		A

Murrumbidgee North - Environmental Fees

Function/Activity	Title of Fee/Charge	2017-18 Fee GST Inclusive	2017-18 Fee GST Exclusive	Fee Type
Recreation Ground - User Charges	Hire Fee for Circuses or similar use (\$10M P/L Insurance) plus other service fees	220.00		A
	Security Deposit (only subject to GST if non-refundable)	500.00		A
	Sport and Playing Fields annual hire rates			A
	Cricket clubs	242.00		A
	Football clubs	484.00		A
	Touch football clubs	242.00		A
	Other sporting bodies	242.00		A
	Schools	0.00		A
	Electricity Charges	43 cents per kilowatt hour		D
	Stadium – private function	110.00		A
	Stadium – local org kiosk	33.00		A
	Stadium – local org meeting	11.00		A
	Cleaning Deposit (refundable)	110.00		A

Murrumbidgee North - Engineering Fees

Function/Activity	Title of Fee/Charge	2017-18 Fee GST Inclusive	2017-18 Fee GST Exclusive	Fee Type
Kerb & Guttering Contributions	Contribution to Kerb & Guttering Works – percentage cost frontage	\$0.60		B
	Contribution to Kerb & Guttering Works – percentage cost side boundary	\$0.30		B
Footpaving Contributions	Percentage of total cost	\$0.60		B
Caravan Park	Inspection Fees per site	\$5.60		
Sale of Sand and Gravel (prices \$/m³)	Loam & Red Sand (landfill, gardens, top dressing)			
	Ex Pit (Council loaded or self Loaded) per metre	N/A		
	Delivered or ex depot	\$26.00		
	Pit Sand (For concreting)			
	Delivered or ex depot	\$35.00		C
	Kyola Pit Sand (Bricky Sand)			
	Delivered or ex-Pit– per metre	\$59.00		C
	River Sand			
	Delivered or ex-Depot per metre			
	Darlington Point	\$75.00		C
	Coleambally	\$86.00		C
	Cracka Dust			
	Delivered or ex-Depot			
	Darlington Point	\$52.00		C
	Coleambally	\$62.00		C
	Road Base 20mm (crushed rock)			
	Delivered or ex Depot – per metre			
	Darlington Point	BLACK 57.75		C

Murrumbidgee North - Engineering Fees

Function/Activity	Title of Fee/Charge	2017-18 Fee GST Inclusive	2017-18 Fee GST Exclusive	Fee Type
Sale of Sand and Gravel (cont...)				
	Coleambally	BLACK 68.25		C
		PINK 76.65		
	Aggregate 20mm (Small Loads Only)			
	Delivered or ex-Depot – per metre			
	Darlington Point	\$91.00		C
	Coleambally	\$101.00		C
	Aggregate 10mm (Small Loads Only)			
	Delivered or ex-Depot – per metre			
	Darlington Point	\$96.00		C
	Coleambally	\$107.00		C
	Aggregate 7mm (Small Loads Only)			
	Delivered or ex-Depot – per metre			
	Darlington Point	Not available		C
	Coleambally	Not available		C
	Aggregate 5mm (Small Loads Only)			
	Delivered or ex-Depot – per metre			
	Darlington Point	Not available		C
	Coleambally	Not available		C

Murrumbidgee North - Engineering Fees

Function/Activity	Title of Fee/Charge	2017-18 Fee GST Inclusive	2017-18 Fee GST Exclusive	Fee Type
Sale of Water	Water Delivery Charge (10,000Ltrs)			
	Within Shire		\$136.00	D
	Outside Shire		Price on Application	D
	Water Sales from standpipes (up to 5kl)		\$34.00	D
	Per kl over 5kl		\$1.10	D
Water Connection Fees	20mm service		\$392.00	D
	Greater than 20mm or non-standard service		Price on Application	D
Other Water Activities	Location fee for public utilities (callout per employee)		\$45.00	D
	Service charge/per hr/per employee		\$67.00	D
	Water Headworks charge per lot created		Refer to Council Policy	D

Murrumbidgee North - Engineering Fees

Function/Activity	Title of Fee/Charge	2017-18 Fee GST Inclusive	2017-18 Fee GST Exclusive	Fee Type
Sewer Connection Fees			\$102.00	
Other Sewerage Activities	Location fee for public utilities (callout per employee)		\$45.00	D
	Service charge/per hr/per employee		\$66.00	D
	Sewerage Inspection Fee		\$72.00	D
	Sewer Headworks Charge		Refer to Council Policy	D
	Nth D/Point Sewerage Contributions – Interest		N/A	D
	Liquid Waste Dump (per load)	\$89.00		D

Murrumbidgee North - Plant Hire Rates

PLANT NO.	DESCRIPTION	HOURLY RATE INC GST 17/18
20	Western Star Truck	\$153.00
21	Western Star Truck	\$153.00
44	Hyundai Excavator R110 D-7	\$153.00
50	ACCO International Garbage Compactor	\$173.00
52	Canter Dump Truck	\$92.00
60	New Holland Backhoe	\$153.00
64	John Deere Tractor	\$122.00
65	Fiat 45-66 Tractor	\$122.00
68	John Deere Tractor 6520	\$122.00
69	New Holland Skid Steer Loader	\$122.00
70	IVECO Stralis Water truck	\$142.00
80	Tar Patching Truck (Paveline)	\$153.00
81	Broons Roller	\$31.00
83*	1981 Multi Tyred Drawn Roller	\$31.00
87	Multipac VV1500D Roller	\$153.00
88	VP2400 Rubber Tyred Roller	\$153.00
90	Howard Slasher 180B	\$31.00
95	EHD 180 Howard Slasher	\$31.00
98	Howard Rotary Hoe	\$31.00
113	Pump - Sludge Diaphragm Engine Driven	\$31.00
114	Pump - Water Centrifugal 40mm Kohler Prl	\$31.00

Murrumbidgee North - Plant Hire Rates

PLANT NO.	DESCRIPTION	HOURLY RATE INC GST
116	Pump - Water Centrifugal 100mm Trailer	\$31.00
118	Vibrating Plate Compactor	\$31.00
120	Midland Trailer	\$41.00
121	Midland Trailer	\$41.00
124	Super Dog Trailer Low Loader	\$92.00
125	Emergency Trailer	\$92.00
145	Seca Sewerage Cleaner Jet Blaster	\$153.00
156	CAT Grader 140	\$183.00
157	CAT Grader 140	\$183.00
160	Rotary Hoe Stabaliser	\$82.00
167	New Holland Backhoe/Loader	\$153.00
176	Toro GM 360 Mower	\$77.00
177	Toro GM 360 Mower	\$77.00

Murrumbidgee South - Administration Fees

Activity / Function	Title of Fee / Charge	G S T Inclusive 2017-18	G S T Exclusive 2017-18	Council's Pricing Policy	Job Number
Dishonoured Cheques	Fee for dishonoured cheques (each instance)		as per cost to Council		10040842
Information Research Fee	Cemetery Enquires			Partial cost recovery	13690112
	First half hour		43.86		
	Each additional half hour or part thereof		43.86		
	Response to Enquires (sole benefit to applicant)			Partial cost recovery	10040848
	- First five minutes				
	- Per half hour or part thereof		43.86		
	Response to subpoena 1st hour or part thereof		86.70	Partial cost recovery	10040848
	Response to subpoena 2nd and subsequent hours		86.70		
Interest on Overdue Rates and Charges	Accrual of Interest on Rates and Charges (refer s 566 Local Government Act 1993)		7.5% per annum accruing on a daily basis	Statutory Pricing	13260246
Laminating Fees	Laminating - A4	6.20		Full cost recovery	10040848
	Laminating - Card Pouch	2.50			
	Laminating - A3	9.20			
	Laminating - Poster	17.50			
	Laminating - Map (shire, farm, etc)	24.00			
Library	Inter Library Loans - Public Libraries other than WRL	At Cost		Full Cost Recovery	12840842
	Inter Library Loans - NLA and University	At Cost			12840842
	Inter branch loan service	No Charge			
	Transfer from other branch	No Charge			
	Temporary Borrower Fee	20.00			12840842
	Library Bags	2.50			12840842
	Photocopying per copy	0.60			12840842
	Book reservation fee				

Murrumbidgee South - Administration Fees

Activity / Function	Title of Fee / Charge	G S T Inclusive 2017-18	G S T Exclusive 2017-18	Council's Pricing Policy	Job Number
Library cont.	Provision of CD or USB Memory Stick	At Cost		Full Cost Recovery	
	Latest fiction reservation				
	Overdue items (Per overdue notice processing)	At Cost			12840884
	Lost membership card	3.00			12840842
	Lost items	Replacement Cost			12840842
	Internet Booking Fee	2.00			12840456
	Printing B&W (per page)	0.60			12840842
	Printing - Colour (per page)	1.25			12840842
	Laminating - Card Pouch	2.50			12840842
	Laminating - A4	6.20			12840842
	Laminating - A3	9.20			12840842
	<i>Facsimile Machine Use</i>				
	Fax Transmitting - First page	3.80			12840842
	Fax Transmitting - Subsequent pages	0.00			12840842
	Fax Receiving - First page	3.80			12840842
	Fax Receiving - Subsequent pages	0.60			12840842
	Scanning of documents	3.80			12840842
	Information Research Fee -				
	per half hour or part thereof	44.00			12840842
Sales and Services	Facsimile Machine Use			Full cost recovery	10040848
	Fax Transmitting - First page	3.80			
	Fax Transmitting - Subsequent pages	0.00			
	Fax Receiving - First page	3.80			
	Fax Receiving - Subsequent pages	0.60			
	Plan Printing - A2 Black & White	5.20		Full cost recovery	10040584
	Plan Printing A2 Colour	10.40			
	Plan Printing - A1 Black & White	10.40			
	Plan Printing - A1 Colour	17.60			
	Plan Printing - AO Black & White	12.90			
	Plan Printing - AO Colour	22.00			
	Photocopies - up to 10 copies (per copy)	0.60		Full cost recovery	10040584
	Photocopies more than 10 copies and less than 100 copies (per copy)	0.45			
	Photocopies more than 100 copies (per copy)	0.35			
	Photocopies use own paper (per copy)	0.30			
	Photocopies (Colour)	1.25			

Murrumbidgee South - Administration Fees

Activity / Function	Title of Fee / Charge	G S T Inclusive 2017-18	G S T Exclusive 2017-18	Council's Pricing Policy	Job Number
Secretarial Support	Secretarial Support per hour	90.00		Full cost recovery	10040848
Rates and Charges	Monthly property transfer sales				10040848
	Rate inquiry fee - Non ratepayer - per hour		No Charge		10040848
	Rate inquiry fee - Ratepayer - first half hour		No Charge		
	Rate inquiry fee - Ratepayer - each additional half hour		No Charge		
	Use of Valuer General Books (without assistance and with time limit)		No Charge		
	Valuation Extract from Books (eg.. Crown Land Titles) per letter		No Charge		10040848
	Valuation or Ownership Enquiry (Verbal Advice)		Not Given		
	Valuation or Ownership Enquiry (Written Advice)				10040848
		Apply for 603 Certificate			
Sewer Usage Charge	Non-Residential - 0-99999kl per Kl		0.77	Full cost recovery	34330136
Water Meter Readings (Special) (Application Fees)	Water Meter Reading - Special Application	53.00		Partial cost recovery	24610842
Water Charges	Filtered Water (Nil allowance)			Full cost recovery	24610944
	Residential - 0 to 250kl (per kilolitre)		1.65		
	Residential - remainder (per kilolitre)		1.95		
Water Charges - Raw	Raw Water Charges per kl		0.80	Full cost recovery	24610954

Murrumbidgee South - Environmental Fees

Activity / Function	Title of Fee / Charge	G S T Inclusive 2017-18	G S T Exclusive 2017-18	Council's Pricing Policy	Job Number
Information Research Fee	Response to subpoena per hour - 1st hour or part thereof - 2nd and subsequent hours		90.00	Partial cost recovery	12900842
Travelling Shows	Deposit against cleaning and restoration of site		850.00	Full (100%) cost recovery	12900842
Travelling Shows	Inspection of mobile food vending facilities per hour or part thereof		200.00	Full (100%) cost recovery	12900514
Travelling Shows	Tent erection fee or site establishment fee			Full (100%) cost recovery	12900512
	Small circus		229.00	Full (100%) cost recovery	12900512
	Large circus		340.00	Full (100%) cost recovery	12900512
Sewer Connection Fees	Connection Fee where service exists		588.00		34690808
Sewer Connection Fees	Connection to unserved area		as per quotation		
Sewerage Fees	Sewer Reconnection Fee		\$130.00 + Inspections		12520546
Sewerage Fees	New Subdivision or existing non-sewer rateable properties		actual cost to connect service	Full (100%) cost recovery	11440226

Murrumbidgee South - Environmental Fees

Activity / Function	Title of Fee / Charge	G S T Inclusive 2017-18	G S T Exclusive 2017-18	Council's Pricing Policy	Job Number
Sports Complex Charges	Annual Membership Fee (Per Person)	250.00			
	Monthly Membership Fee (or part there of)	27.50			
	Hire of Complex (for non private use) - per hour	25.00			
	Family Membership (2 Adults and school aged Children) Monthly Fee	60.00			
	Family Annual Membership Fee	600.00			
	Fob deposit (refundable on return)	50.00			
Swimming Pool Charges	Swimming Pool Entry			No cost recovery	14650856
	Family Season Tickets	200.00			14650856
	Single Adult Season Ticket	110.00			14650856
	Junior Season ticket	85.00			14650856
	Monthly Charge Adult	33.00			14650856
	Monthly Charge Child	22.00			14650856
	Entry Charge Non Swimmer	0.00			14650856
	Weekly Pass Family	55.00			14650856
	Weekly Pass Single	25.00			14650856
	Weekend Pass Family (Friday to Sunday)	30.00			14650856
	Weekend Pass Single (Friday to Sunday)	12.00			14650856
	Christmas Pass (24 December - 2 January)	55.00			14650856
	Schools (included in user agreement)	2.50 per student/session			14650856
	Other Sporting groups	30.00 per session			14650856
	ALL USERS Fob deposit (Refundable upon return)	50.00			14650856
Waste Management Charges - All Council Operated Tips	Common Tip			Full (100%) cost recovery	
	Load to be checked by Council Officer (Key for Common Pit to be obtained during office hours only)				

Murrumbidgee South - Environmental Fees

Activity / Function	Title of Fee / Charge	G S T Inclusive 2017-18	G S T Exclusive 2017-18	Council's Pricing Policy	Job Number
Waste Management Charges - All Council Operated Tips cont.	Asbestos (only accepted from sources within the Council)		As per quotation	Full (100%) cost recovery	12320866
	Industrial, Commercial & Domestic per m3		18.00		12320866
	Car Bodies		67.00		12320866
	White Goods per m3 (Gas Removed)		26.00		12320866
	Key Deposit (Refundable upon return)		50.00		12320866
Waste Management Charges	Replacement of Wheelie Bin	110.00		Full (100%) cost recovery	12240842
Car Bodies	Removal of Car bodies	At Cost	At Cost	Full cost recovery	12280842
Water Supply Fees	Filtered Water Connection Fees			Full (100%) cost recovery	
	Filtered Water 20mm Tapping		588.00		24690266
	Filtered Water 25mm Tapping		797.00		24690266
	Filtered Water 32mm Tapping		1045.00		24690266
	Filtered Water 40mm Tapping		1300.00		24690266
	Filtered Water 50mm Tapping		1539.00		24690266
Water Supply Fees	Raw Water Connection Fees			Full (100%) cost recovery	
	Raw Water 20mm Tapping		588.00		24690686
	Raw Water 25mm Tapping		797.00		24690686
	Raw Water 32mm Tapping		1045.00		24690686
	Raw Water 40mm Tapping		1300.00		24690686
	Raw Water 50mm Tapping		1539.00		24690686
Water Sample Testing	Bacteriological			Full (100%) cost recovery	12520968
	Non urgent	153.00			12520968
	Urgent	306.00			12520968
Water Sample Testing	Chemical - flat rate (<i>Sample requires - 2 x 1 litre bottles</i>)	255.00		Full (100%) cost recovery	12520968
	Pesticide - flat rate (<i>Sample requires - 2 x 1 litre bottles</i>)	255.00			12520968
Hire of Council Facilities Halls				Full (100%) cost recovery	
	Ian Gilbert Room & Kitchen Hire	255.00			13730360
	Wunnamurra Hall & Kitchen Hire	306.00			13730360
	Dancing and Rehearsals	62.00			13730360
	Tea and Coffee per head	5.00			13730360

Murrumbidgee South - Environmental Fees

Activity / Function	Title of Fee / Charge	G S T Inclusive 2017-18	G S T Exclusive 2017-18	Council's Pricing Policy	Job Number
Hall	Setting up of seating/tables and other material (seating plan to be supplied by hirer)			Full (100%) cost recovery	
	Setting up of Hall	188.00			13730368
	Setting Up Ian Gilbert Room	132.00			13730368
Bond	Bond Fully refundable if hall left in clean and respectable condition at conclusion of function Cleaning costs withheld from bond on refund if left in unsuitable condition		515.00		7222
Council Chambers Only to be let with concurrence of General Manager	Hire of Council Chambers Half day	102.00			10040210
	Hire of Council Chambers Full day	183.00			10040210
	Hire of Council Chambers Tea and coffee per head	5.00			10040210
Racecourse	Hire of Racecourse Facilities			Full (100%) cost recovery	
	All Racecourse Facilities	650.00			13950842
	Racecourse Tearooms & Kitchen	225.00			13950842
	Apex Shed, Bar Tearooms & Kitchen	540.00			13950842
	Racecourse Sheds and Stalls	330.00			13950842
	Apex Shed	330.00			13950842
	Hiring of Crockery and cutlery	86.00			13950842
Monash Park	Hire of Club rooms for private function (please note venue will only be available if not being used by regular users)	225.00			13950360
Library - Monash Room	Multi purpose Room	80.00		Full (100%) cost recovery	12840500
	Tea and Coffee per head	5.00			12840500
Library - Banksi Room	Room only - Limited seating (No food or drink)				
	Library opening hours only	30.00			12840500

Murrumbidgee South - Engineering Fees

Activity / Function	Title of Fee / Charge	G S T Inclusive 2017-18	G S T Exclusive 2017-18	Job Number
Cemetery Fees Note : Council will not be responsible for damage to monumental work when a grave is re-opened				
	Charges for grave digging & backfilling in overtime			13690112
	Backfill only - single / double or re-opened	122.00		
	Lawn Sunday single	2,278.00		
	Sunday double	2,600.00		
	Sat/Mon RDO single	1,827.00		
	Sat/Mon RDO double	2,111.00		
	Monumental Sunday single	1,715.00		
	Sunday double	1,955.00		
	Sat/Mon RDO single	1,377.00		
	Sat/Mon RDO double	1,589.00		
	Enquiries			
	First half hour	44.00		13690112
	Each additional half hour	44.00		13690112
	Permission to erect monuments and headstones			
	Single Grave	141.00		
	Double Grave	141.00		
	RSL	59.00		
	Reservation of Burial site			13690112
	Single or double grave (pre 1989 interment fee will attract a credit)	230.00		
	Burial of Ashes in Crematorium Wall (including inscription of bronze plaque)	654.00		13690112
Ashes	Burial of Ashes in Rose Garden (including inscription of bronze plaque & standard rose)	1,774.00		13690112

Murrumbidgee South - Engineering Fees

Activity / Function	Title of Fee / Charge	G S T Inclusive 2017-18	G S T Exclusive 2017-18	Job Number
Lawn	First internment and inscription of bronze plaque			13690112
	- single	1,771.00		
	- double	1,965.00		
	* - reopening for second internment additional inscription	1,310.00		
	Stillborn baby	1,292.00		
Note : Council will not be responsible for damage to monumental work when a grave is re-opened				
Monumental	First internment			13690112
	- single	1,300.00		
	- double	1,542.00		
	* Re-opening for second interment			
	- With monumental work	1,292.00		
	- Without monumental work	1,153.00		
	Stillborn Child - single grave	961.00		
Headstone	Council construction of plinth inclusive of monumental fees, plaque & placement upon gravesite	707.00		
Common	Lease of land			11280704
Culverts	Access culverts (Standard culvert consists of a rubber ring jointed pipe 4.88 m x 375 mm diameter with precast headwalls and 5m ³ gravel)	2,769.00		14930178
Culverts	each additional metre	297.00		14930178
Dog Pound	Out of working hours release fee		98.00	11480392
	Release fee per dog from pound (dogs must be registered prior to release from pound)		28.50	
	Release fee - 2nd & subsequent release		35.50	
	Sustenance per day per dog		17.00	

Murrumbidgee South - Engineering Fees

Activity / Function	Title of Fee / Charge	G S T Inclusive 2017-18	G S T Exclusive 2017-18	Job Number
Kerb & Guttering	Kerb & Guttering			14930178
	Kerb & Guttering - Full cost per lineal metre	170.00		
	Kerb & Guttering - Half cost per lineal metre	84.00		
	Footpaving - Full cost per square metre	114.00		
	Footpaving - Half cost per square metre	55.00		
Noxious Weeds	Spraying (per hour) - One operator, vehicle and spray equipment	137.00		13120604
Oversize Permit	Class 1 permit		71.00	10040843
Plant Hire	Private Works	As Attached		13580588
Private Works	Delivery (in addition to material cost)			13650608
	Delivery per load outside town plus cartage rate to haul	33.60		
	Delivery per load - In town	54.00		
Private Works	Materials - from Depot per metre			12480784
	Aggregate	153.00		
	Red Sand	22.50		
	Concrete Sand	31.50		
	Gravel	26.50		
	Roadbase	64.00		
	Roadbase/Gravel mix	54.00		
	Metal Dust	54.00		
	Reject Aggregate	26.50		
Private Works	Gravel			12480784
	Fill loaded only	15.30		
	Fill load and haul -add cartage rates for haulage	15.30		
	Materials from Gravel Pits - per metre³			12480784
	Loaded & Hauled by Council-plus cartage rate p/km per m3	18.30		
	Loaded by Council & Hauled Privately	18.30		
	Red Sand from Sandhill per m3 plus cartage p/km per m3	14.30		
Road Closure	Road Closure Administration Fee	At Cost		10040842

Murrumbidgee South - Engineering Fees

Activity / Function	Title of Fee / Charge	G S T Inclusive 2017-18	G S T Exclusive 2017-18	Job Number
Road Opening Permit	Road Opening Permit including Inspection Fee - Domestic Works	79.00		10040842
	Road Opening Permit including Inspection Fee - Rural and Commerical Works	260.00		
Sale of Old Materials	Secondhand Concrete Pipes			10040848
	300mm diameter	30.60		
	375mm diameter	39.70		
	450mm diameter	54.00		
	525mm diameter	54.00		
	600mm diameter	78.00		
	Secondhand Materials			10040848
	Grader Blades	21.50		
	Grader Tyres	100.00		
	Truck Tyres 900x20 & 10x20	55.00		
	200 litre drums	26.50		
Saleyards	Sales			14090704
	Minimum Opening fee per sale	1,228.00		
	Sheep sold Per head	0.32		
	Sheep unsold per head	0.20		
	Agents fee per head	0.14		
	Use of Yards - Overnight camping (wateryard)	80.50		
	Use of Yards- Sheep (drafting, marking etc) per head per day	0.14 to a Minimum		
Sewerage Charges	Additional sewerage charges			34330136
	Schools		48.80	
	Crown lands		86.50	
Sewerage Charges	Urinal charges			34330136
	Schools		42.80	
	Crown lands		48.50	
Sewerage Usage Charge	Non-Residential - 0-99999 per kilolitre		0.76	

Murrumbidgee South - Engineering Fees

Activity / Function	Title of Fee / Charge	G S T Inclusive 2017-18	G S T Exclusive 2017-18	Job Number
Stock Pound	Release Fee			14450596
	Horse, ass, mule, cattle or camel		32.60	
	Sheep		17.30	
	Goat or pig		17.30	
Stock Pound	Deterrent fees These rates are double if re-impounding occurs within three months by the same owner			14450272
	Horse, ass, mule, cattle or camel, goat or pig by same person first animal		28.50	
	Horse, ass, mule, cattle or camel, goat or pig by same person each additional animal		16.30	
	Sheep - 1-20		11.20	
	Sheep - 21 to 50		17.30	
	Sheep - 51 to 100		38.70	
	each additional animal per head		0.40	
Stock Pound	Driving & transportation costs (including pre pound release)	At Cost		14450596
Stock Pound	Inspection Charges of the books of the pound - per hour	86.70		14450272
Stock Pound	Pound fees	0.00		14450596
	Entry to pound	9.20		
	Release	9.20		
	Advertising actual cost plus	Actual Cost + \$30.00		
	Notice served by post	6.10		
	Sale of animals or each sale of a lot	34.60		
	Letter sent by messenger per kilometer	at cost		
	Each entry of sale	15.30		
	Each letter in reply	15.30		
Stock Pound	Sustenance Charges (per day per head)			14450596
	Horses and cattle		12.20	
	Sheep		4.10	
	Goats and Pigs		8.15	
Truck Wash Charges Avdata System	Truck Wash per minute		0.54	15130871
	Truck Wash Avdata Key Deposit	38.00		

Murrumbidgee South - Engineering Fees

Activity / Function	Title of Fee / Charge	G S T Inclusive 2017-18	G S T Exclusive 2017-18	Job Number
Water Charges	Meter Test Fee (Refunded if faulty)	58.00		
Water Charges	Filtered Water (Nil allowance)			24610944
	Residential - 0 to 250 kilolitres per kl		1.66	
	Remainder per Kl		1.94	
Water Charges - Raw	Raw Water Charges per kl		0.93	24610944
Water - Sale In Truck Loads	Water Charges per kilolitre			
	0 to 5000 lt		32.00 + 1.63 per kl	24610944
	5001 to 10,000 lt		42.00 + 1.63 per kl	
	10,001 to 15,000 lt		49.00 + 1.63 per kl	
	15,001 and above		60.00 + 1.63 per kl	

Murrumbidgee South - Plant Hire Rates

PLANT HOURLY HIRE RATES 2017/18			
Plant No.	Type	Make	TOTAL Comprehensive inc GST 2017/2018
3	Grader	Caterpillar 140M	235.00
2	Grader	Caterpillar 140H	235.00
40	Backhoe	Komatsu	171.00
5	Loader	Volvo L90F	235.00
6	Tractor	Case IH 5150	131.00
1	Grader	Caterpillar 140H	235.00
8	Roller-Vibrating	Dynapac CA236D	171.00
10	Grader	Caterpillar 140G	235.00
11	Mower -Ride On	MTD Yardman	66.00
15	Roller - Multi	Moore 35 Tonne	171.00
18	Vibrating Roller	Wacker	72.00
22	Wacker	B560Y	Minor Plant
13	Skid Steer Loader	Case	146.00
24	Dual Axle Trailer	Tag-Along Skid	63.00
25	Multi Tyred Roller	Hamm 20t	163.00
26	Multi Tyred Roller	Pacific RP16	163.00
29	Concrete Saw	Echo	35.00
34	Mower - Ride on	Husqvarna	66.00
35	Trailer		58.00
38	Vibrating Plate	Wacker	40.00
39	Vibrating Roller	Mustang - Benford	61.00
42	Tractor	Case IH 5150	125.00
44	Concrete Saw	Stihl	Minor Plant plus blades
45	Trailer Tilt/Bed	Target/Arrow 14T	92.00
46	Mini Weed Sprayer		Minor Plant
48	Vibrating Plate	Wacker VPH 70	44.00
50	Water Tank (14,000 Lt)	Stainless Steel	23.50
54	Tractor	Case IH 5150	125.00
59	Breaker	Wacker	68.00
60	Slasher	Page UDZ	43.00
70	Trash Pump	Wacker	40.50
137	Mower - Out Front - Ride on	Iseki	82.00
83	Concrete Cutter	Ceterford	54.00
85	Brush Cutter	Echo	Minor Plant
86	Chainsaw	Echo	Minor Plant
89	Rotary Hoe	Celli K230	30.50
90	Noxious Weed Unit	Quick Spray	24.50
93	Rotary Hoe	Celli K230	30.50
96	Trailer 6 x 4 Box	Single Axle	36.50
97	Slasher	Jon Berends	36.50
99	Woodchipper	Rivett	131.00
100	Roller SP Ped.	Bomag	34.50
101	Roller - Grader	Free Roll	26.50
102	Roller - Grader	Free Roll	26.50
103	Roller - Grader	Free Roll	26.50
104	Welder	Megajet	64.00
107	Pump	Portex 230	64.00

Murrumbidgee South - Plant Hire Rates

PLANT HOURLY HIRE RATES 2017/18			
Plant No.	Type	Make	TOTAL Comprehensive inc GST 2017/2018
108	Broom	Pacific 85RMP	90.00
123	Dog Trailer	Hamelex	47.00
140	Dog Trailer	CBB	47.00
157	Dog Trailer	CBB	47.00
116	Pig Trailer	Hercules	47.00
120	Pig Trailer	Hercules	47.00
127	Roller - Grader	Free Roll	26.50
Vehicles			
7	Holden Colorado(Workshop) - per km	Crew Cab	1.02
147	Holden Colorado - per km	Space Cab	1.02
9	Nissan Utility(Weeds) - per km	Patrol	1.10
28	Truck (Maintenance) - per hour - per km	Volvo Minimum Charge 1/2 hour	77.00 1.10
62	Truck (Maintenance) - per hour - per km	Fuson Tipper Minimum Charge 1/2 hour	77.00 1.10
119	Truck (Water Tanker)- per hour - per km	Scania Minimum Charge 1/2 hour	147.00 1.10
29	Truck (Gravel) - per hour - per km	Volvo FM 12 Minimum Charge 1/2 hour	123.00 1.10
21	Paveliner - per hour - per km	Patchmobile Minimum Charge 1/2 hour	147.00 1.10
27	Truck (Gravel) - per hour - per km	Volvo FM 12 Minimum Charge 1/2 hour	123.00 1.10
22	Truck (Maintenance) - per hour - per km	Mitsubishi FK 415 Minimum Charge 1/2 hour	77.00 1.10
24	Ford Ranger(Storeman) - per km	Ranger	1.02
142	Truck (Gravel) - per hour - per km	Volvo FM 13 Minimum Charge 1/2 hour	123.00 1.10
60	Truck (Maintenance) - per hour - per km	Mitsubishi Minimum Charge 1/2 hour	77.00 1.10
117	Iveco Truck(Construction) - per km	Iveco	1.10
10	Ford Ranger(Sewerage) - per km	Ford	1.02
5	Holden Utility (Overseer)	Colorado	1.02

Notes:

1. Backhoe and Loader will be charged at hourly rate plus travelling one way.
2. Graders will be charged at hourly rate plus travel cost of \$50.00 per job.
3. Minor Items of plant are only available with the operator at the rate of \$20.00 (inclusive of GST) per hour **plus operator wages & oncosts.**
4. All plant items are only to be hired with an operator.