



DRAFT Quality Policy

	Name	Position	Signature	Date
Responsible Officer	Garry Stoll	Director Planning, Community, Development & Infrastructure		
Authorised By	John Scarce	General Manager		

Document Revision History	
Date adopted by Council:	
Minute Number:	
Next Review:	See Item 5 of this Policy
Revision Number:	
Review Date:	
Date adopted by Council:	
Minute No:	
Next Review:	
Revision Number:	
Review Date:	
Date adopted by Council:	
Minute No:	

August 2024

Contents

1. Policy Scope.....	3
1.1 Policy Objective	3
1.2 Policy Statement.....	3
2. Responsibility	3
3. Definitions.....	5
4. Related Documents and Legislation	5
5. Review.....	5

1. Policy Scope

This policy applies to all Council activities.

1.1 Policy Objective

- Manage Council's Quality Performance to a standard that meets the requirements of customers, ratepayers and other stakeholders.
- Comply with applicable legal and other requirements.
- Provide for consultation, cooperation and coordination between Persons Conducting a Business or Undertaking (PCBU's) and workers.
- Ensure that any workplace under Council management or control is focussed on satisfying Council's stakeholders.

1.2 Policy Statement

Murrumbidgee Council's Quality Policy is to:

- satisfy its customers and ratepayers by providing high quality, efficient and cost-effective service
- provide its workers with job satisfaction
- establish mutually beneficial relationships between Council and suppliers
- support Council's strategic direction

Council is committed to:

- continually improving its Quality Management System (QMS)
- complying with relevant legal and other requirements, including demonstrating a professional duty of care in the performance of tasks

Council's policy is achieved by:

- establishing measurable objectives for achieving the satisfaction of its customers, ratepayers and other stakeholders
- communicating this Quality Policy and objectives to Council's workers, and relevant stakeholders
- implementing a QMS conforming to the International Standard ISO 9001 into Council's operations
- providing adequate resources to achieve this Policy and Council's quality objectives
- reviewing Council's Quality Policy and objectives for continuing suitability

2. Responsibility

The responsibilities of the PCBU (Council), Officers, and Workers are as described below:

- 2.1.1 Council shall demonstrate continued commitment in meeting its moral and legal obligation by ensuring that adequate human and financial resources are made available so that the objectives of this Policy are met.

2.1.2 Councillors (elected members), while conducting business for Council, have a responsibility to meet and satisfy the requirements of Council's customers, ratepayers and other stakeholders. They must comply with reasonable instructions to assist Council in complying with applicable legislation.

2.1.3 The General Manager (PCBU) is responsible, and accountable to the Council, for ensuring that the objectives of this Policy are met. The General Manager is responsible for ensuring that a QMS is developed, implemented, reviewed and maintained.

The General Manager shall:

- consult, coordinate and cooperate with other PCBUs working for or on behalf of Council
- regularly review and document organisational quality performance
- actively support the integration of Quality Management as part of Council's normal management practices
- consult with workers when making decisions on issues which may affect their quality performance

2.1.4 Managers are responsible for ensuring that the requirements of Council's QMS are communicated to workers, and are implemented at all workplaces within areas of their responsibility.

Managers shall:

- actively support the integration of Council's QMS as part of normal management
- regularly report to the General Manager on QMS initiatives implemented and the QMS performance of their division
- consult with workers when making decisions on issues which may affect their quality performance
- actively maintain current QMS knowledge as applicable to their area of responsibility

2.1.5 Workers are responsible for their quality performance.

Workers shall:

- co-operate with other workers and management to ensure that applicable legal and other requirements are met
- actively participate in any QMS consultation
- immediately report all quality issues to management
- carry out their work activities in accordance with all Council policies, procedures and approved work methods
- comply with any lawful directive

3. Definitions

Council means Murrumbidgee Council.

Workers means all person employed by Council (employees), contractors and volunteers

Council official means Councillors, Council staff, volunteers or delegated persons as defined in the Local Government Act 1993.

Legal Requirement means any law, regulation, ruling, judicial decision, accounting standard, regulatory guidance or other legal requirement.

Other Requirement means any requirements that Council has to, or chooses to, comply.

4. Related Documents and Legislation

- Council's Adopted Code of Conduct
- Local Government Act 1993
- Applicable National & NSW Quality Legislation
- AS/NZS ISO 9001:2016

5. Review

This policy:

- To be reviewed within the first year of the new Council term
- On release of next version of ISO 9001
- May be reviewed and amended at any time at Council's discretion (or if legislative or State Government policy changes occur)

Stronger Communities Fund

	Jerilderie Budget	Expend to date	Coleambally Budget	Expend to date	Darlington Pt Budget	Expend to date	Still to be Expended	% Complete
Coleambally			600,000.00				600,000.00	0.00%
Darlington Point					691,787.38		691,787.38	0.00%
Jerilderie	685,843.98	15,074.10					670,769.88	2.20%
Darlington Point					58,000.00	10,200.00	47,800.00	17.59%
Coleambally			1,500,000.00	1,118,084.51			381,915.49	74.54%
Darlington Point					367,750.00	322,140.79	45,609.21	87.60%
Coleambally			625,699.11	625,699.11			0.00	100.00%
Jerilderie Cricket Club	21,500.00	21,500.00					0.00	100.00%
Jerilderie Community Gym	43,358.97	43,358.97					0.00	100.00%
Jerilderie Tennis Club	45,454.55	45,454.55					0.00	100.00%
Jerilderie Tennis Club	44,708.69	44,708.69					0.00	100.00%
Jerilderie CWA	18,003.61	18,003.61					0.00	100.00%
Jerilderie Football Club	39,674.00	39,674.00					0.00	100.00%
Jerilderie Pre School	44,098.40	44,098.40					0.00	100.00%
Jerilderie Swimming Club	5,859.73	5,859.73					0.00	100.00%
Jerilderie Public School P & C	49,280.00	49,280.00					0.00	100.00%
Jerilderie Arts & Talent Society	9,868.22	9,868.22					0.00	100.00%
Jerilderie Tennis Club	27,272.73	27,272.73					0.00	100.00%
Jerilderie Tennis Club	1,340.00	1,340.00					0.00	100.00%
Jerilderie Public School P & C	7,946.36	7,946.36					0.00	100.00%
Jerilderie Men's Shed	50,000.00	50,000.00					0.00	100.00%
Jerilderie RSL Sub Branch	4,577.27	4,577.27					0.00	100.00%
Jerilderie St Joseph's Parent's and Friends Inc	35,374.74	35,374.74					0.00	100.00%
Coleambally Sweatbox Community Gym			30,340.00	30,340.00			0.00	100.00%
Coleambally Clay Target Club			45,260.00	45,260.00			0.00	100.00%
Coleambally Pre School			7,233.44	7,233.44			0.00	100.00%

Works subject to IWCM completion
 Works subject to IWCM completion
 Works subject to IWCM completion
 Works subject to IWCM completion
 Arwork design purchased. Further signage to be determined.
 Construction complete.
 Landscaping and furniture to be installed
 Lighting installation to be completed.
 Civil works for parking and etc to be finalised under alternative grant funding

<u>Stronger Communities Fund</u>		Jerilderie Budget	Expend to date	Coleambally Budget	Expend to date	Darlington Pt Budget	Expend to date	Still to be Expended	% Complete
Coleambally Pre School	Resurface floor & install storage shed			11,412.73	11,412.73				100.00% Complete
Coleambally Lions Club	Purchase of ride on lawn mower			7,520.00	7,520.00				100.00% Complete
Coleambally Lions Club	Painting of Bucyrus Dragline			4,632.65	4,632.65				100.00% Complete
Coleambally Chamber of Commerce	Equipment for community events			10,116.20	10,116.20				100.00% Complete
Coleambally Chamber of Commerce	Quilting workshops			4,250.00	4,250.00				100.00% Complete
Coleambally Chamber of Commerce	Purchase of sewing machines, overlockers & tables			21,122.73	21,122.73				100.00% Complete
Coleambally Riverina Vintage Machinery Club	Purchase of portable building with disabled access			41,000.00	41,000.00				100.00% Complete
Coleambally Community Club	Installation of playground & outdoor family area			45,454.55	45,454.55				100.00% Complete
Coleambally Central School P & C	Build sandpit & resurface basketball court			50,000.00	50,000.00				100.00% Complete
Coleambally Golf Club Inc	Automatic watering for fairways 3 & 9			44,600.00	44,600.00				100.00% Complete
Coleambally Golf Club Inc	Automatic watering for fairways 1 & 6			25,450.00	25,450.00				100.00% Complete
Coleambally Golf Club Inc	Replace school quadrangle			28,172.73	28,172.73				100.00% Complete
Coleambally St Peters Primary School	Construct storage facility			44,463.19	44,463.19				100.00% Complete
Coleambally Mens Shed	Develop 22ha for farming			45,454.55	45,454.55				100.00% Complete
Coleambally Murrumbidgee Experimental Farm	Floor resurfacing			13,594.55	13,594.55				100.00% Complete
Coleambally Pre School	Shade sails & shed storage			12,272.73	12,272.73				100.00% Complete
Coleambally Pre School	Jumping castle & trailer project			5,835.00	5,835.00				100.00% Complete
Coleambally Lions Club	Level Bowling Greens, Upgrade Main Bar & Toilet area			21,909.09	21,909.09				100.00% Complete
Coleambally Community Club	Outdoor Settings			18,840.00	18,840.00				100.00% Complete
Coleambally Central School P & C	Multi purpose court			5,000.00	5,000.00				100.00% Complete
Coleambally St Peters Primary School	Oral History Book Production			3,000.00	3,000.00				100.00% Complete
Coleambally Darlington Point Country Education Fund	Construct club house & install watering system to track			50,000.00	50,000.00				100.00% Complete
Coleambally Motorcycle Club Inc	Grounds upgrade & revamp			6,642.86	6,642.86				100.00% Complete
Coleambally Pony Club	Coleambally youth development			4,545.45	4,545.45				100.00% Complete
Coleambally Fusion Drop in Centre	Replacement of chairs			6,363.64	6,363.64				100.00% Complete
Coleambally St Peters Catholic Church	Replacement of synthetic courts			50,000.00	50,000.00				100.00% Complete
Coleambally Tennis Club	Install air conditioning to Darlington Point Hall					17,423.59	17,423.59		100.00% Complete
Anglican Parish of Coly/Darlington Point	Construct meeting room & improve stormwater					45,454.55	45,454.55		100.00% Complete
Darlington Point Mens Shed	Addition of BBQ & bench					20,000.00	20,000.00		100.00% Complete
Darlington Point Lions Club	Installation of solar panels					8,547.55	8,547.55		100.00% Complete
Darlington Point Mens Shed									

Stronger Communities Fund

	Jerrilderie Budget	Expend to date	Coleambally Budget	Expend to date	Darlington Pt Budget	Expend to date	Still to be Expended	% Complete
Apex Club of Darlington Point					12,659.00	12,659.00		100.00% Complete
Darlington Point Club Ltd					45,454.55	45,454.55		100.00% Complete
Darlington Point Club Ltd					36,363.64	36,363.64		100.00% Complete
Darlington Point Public School P & C					25,650.00	25,650.00		100.00% Complete
Coleambally			750,000.00	750,000.00			0.00	100.00% Complete
Coleambally			54,057.39	54,057.39				100.00% Complete
Coleambally			282,318.57	282,318.57				100.00% Complete
Coleambally			500,000.00	500,000.00			0.00	100.00% Complete
Coleambally			726,821.07	726,821.07			0.00	100.00% Complete
Coleambally Pistol Club			41,463.60	41,463.60			0.00	100.00%

Stronger Communities Fund

	Jerilderie Budget	Expend to date	Coleambally Budget	Expend to date	Darlington Pt Budget	Expend to date	Still to be Expended	% Complete	
Darlington Point									
Darlington Point					1,500,000.00	1,500,000.00	0.00	100.00%	SCF funding fully expended.
					420,836.03	420,836.03	0.00	100.00%	Complete
Darlington Point					350,000.00	350,000.00	0.00	100.00%	Complete
Darlington Point					299,472.95	299,472.95	0.00	100.00%	Complete
Darlington Point					80,000.00	80,000.00	0.00	100.00%	Complete
Darlington Point					6,544.41	6,544.41	0.00	100.00%	Complete
Darlington Point					858,212.62	858,212.62	0.00	100.00%	Complete
Darlington Point					547,012.21	547,012.21	0.00	100.00%	Complete
Jerilderie	13,167.00	13,167.00							
Jerilderie	204,535.30	204,535.30							
Jerilderie	45,363.42	45,363.42							
Jerilderie	41,100.15	41,100.15							
Jerilderie	76,516.71	76,516.71							
Jerilderie	53,420.72	53,420.72							
Jerilderie	29,029.00	29,029.00							
Jerilderie	9,552.13	9,552.13							
Jerilderie	20,067.53	20,067.53							
Jerilderie	156,833.64	156,833.64							
Jerilderie	550,000.00	550,000.00							
Jerilderie	686,470.63	686,470.63							
Jerilderie	568,306.02	568,306.02					0.00	100.00%	Complete
Jerilderie	70,332.17	70,332.17					0.00	100.00%	Complete
Jerilderie	135,963.60	135,963.60					0.00	100.00%	Complete
Jerilderie	503,302.79	503,302.79					0.00	100.00%	Complete
Announced to date	4,298,122.06	3,627,352.18	5,744,845.83	4,762,930.34	5,435,096.48	4,649,899.89	2,437,881.96		
	15,478,064.37								








SCHEDULE OF INVESTMENTS - 31 JULY 2024**External investments**

In accordance with Regulation 212 of the *Local Government (General) Regulation 2005*, details of Murrumbidgee Council's external investments are set out below.

Institution	Balance (\$)	Yield (p.a.)	Maturity	Term (months)	No.
Westpac	1,524,962.47	4.94%	6/08/2024	4	39
Bendigo	1,024,166.85	4.84%	19/08/2024	4	45
Bendigo	1,016,343.84	4.84%	21/08/2024	4	44
Westpac	826,797.60	4.89%	23/08/2024	3	32
Westpac	781,053.42	4.89%	29/08/2024	3	25
Suncorp - METWAY	1,016,779.18	4.95%	2/09/2024	3	34
Bendigo	1,535,516.55	4.70%	4/09/2024	3	26
Westpac	506,175.34	4.91%	11/09/2024	3	24
Bendigo	1,274,478.35	4.70%	16/09/2024	6	21
Suncorp - METWAY	500,000.00	5.06%	23/09/2024	3	20
NAB	1,500,000.00	5.00%	23/09/2024	4	47
Suncorp - METWAY	508,136.99	5.00%	8/10/2024	3	31
Bendigo	524,204.94	4.79%	18/10/2024	3	23
Westpac	1,087,298.26	5.01%	21/10/2024	4	43
Bendigo	1,597,051.03	4.83%	25/10/2024	4	33
Bendigo	1,000,000.00	4.83%	29/10/2024	3	40
Bendigo	1,039,292.49	4.83%	29/10/2024	3	22
Suncorp - METWAY	1,000,000.00	5.05%	30/10/2024	4	36
IMB Ltd	500,000.00	4.95%	4/11/2024	4	42
NAB	1,500,000.00	5.10%	20/11/2024	6	28
IMB Ltd	1,058,091.33	4.95%	29/11/2024	4	38
IMB Ltd	800,000.00	4.95%	29/11/2024	4	29
Bendigo	500,000.00	4.97%	29/11/2024	4	35
Bendigo	2,954,000.00	5.15%	23/12/2024	6	46
St George	546,417.56	4.27%	3/01/2025	5	27
Bendigo	1,000,000.00	5.20%	6/01/2025	6	41
Bendigo	2,500,000.00	5.25%	2/07/2025	12	37
	<u>29,620,766</u>				

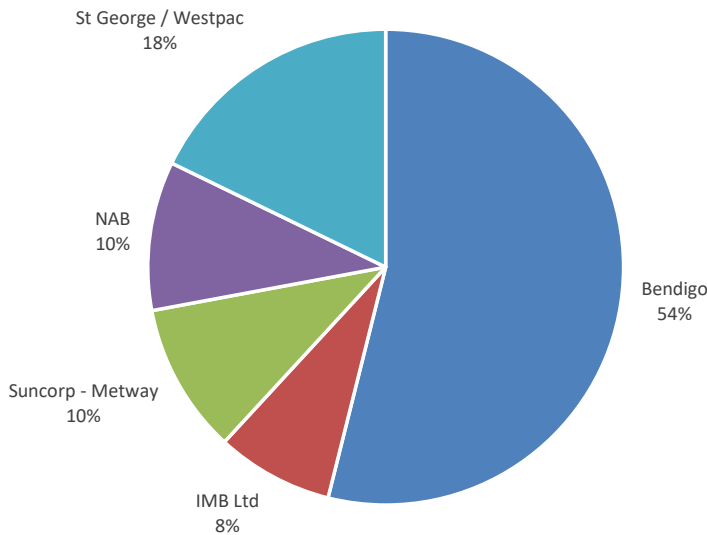
Maturity

All investments comply with the maximum duration set out for each rating category in the *Investment Policy*.

Month	\$ Funds Maturing	
August 2024	\$ 5,173,324	
September 2024	\$ 6,332,949	
October 2024	\$ 6,755,984	
November 2024	\$ 4,358,091	
December 2024	\$ 2,954,000	
January 2025	\$ 1,546,418	
July 2025	\$ 2,500,000	
	<u>\$ 29,620,766</u>	

Counterparties to Investments

Institution	Balance	S&P / Moody's / Fitch	Highest	Limit	% Invested	Compliant
Bendigo	15,965,054	A- / Baa1 / A-	A	N/A	53.90%	N/A
IMB Ltd	2,358,091	- / Baa1 / BBB+	BBB	10%	7.96%	●
Suncorp - Metway	3,024,916	A+ / A1 / A	A	14%	10.21%	●
NAB	3,000,000	AA- / Aa2 / A+	A	14%	10.13%	●
St George / Westpac	5,272,705	AA- / Aa2 / AA-	AA	30%	17.80%	●
	<u>29,620,766</u>				<u>100%</u>	

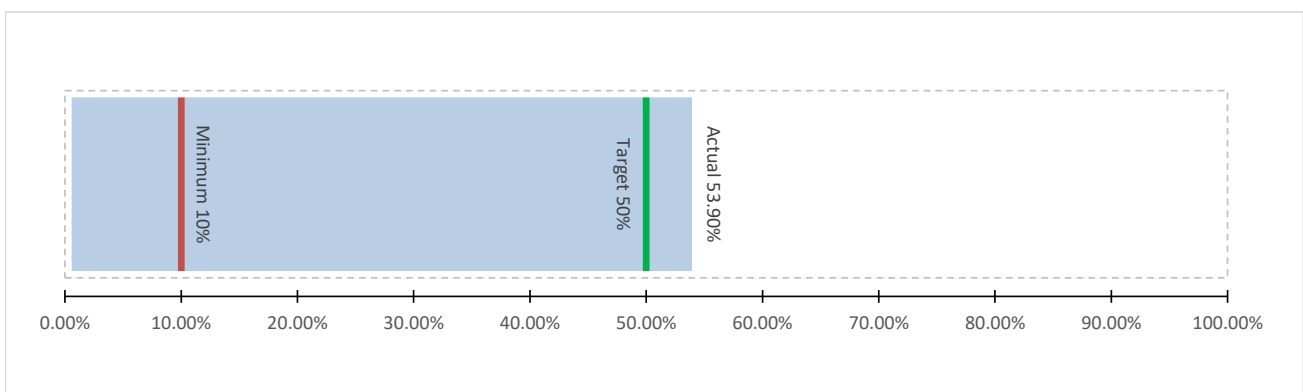


Investment with Bendigo Bank

53.90% ●

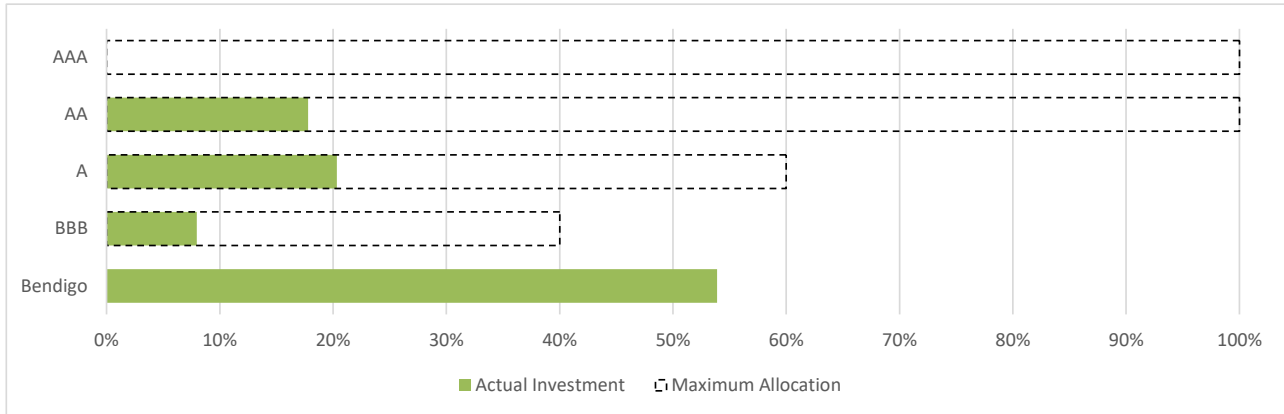
In recognition of the significant community role, support and activities undertaken within the Council area, Council aims to hold 50% of its investment portfolio with the Coleambally Community Bank.

If, when considering a new investment, an equivalently-rated or better-rated institution is offering an interest rate 0.40% p.a. (or more) higher than Coleambally Community Bank with a comparable term to maturity, Council may invest in that institution in preference to Coleambally Community Bank, irrespective of the target set out above. However, Council will hold a minimum of 10% of its portfolio with the Coleambally Community Bank at all times.



Overall Credit Quality Limits

Credit Rating	Maximum	Balance	% Invested	Compliant
AAA	100%	\$ -	0.00%	●
AA	100%	\$ 5,272,705	17.80%	●
A	60%	\$ 6,024,916	20.34%	●
BBB	40%	\$ 2,358,091	7.96%	●
Bendigo	N/A	\$ 15,965,054	53.90%	N/A
Total		\$ 29,620,766	100%	



Monthly investment movements

Redemptions

Institution - No.	Balance (\$)	Comments
Westpac - Inv 30	614,989	Redeem for cash flow purposes
IMB - Inv 29 (Part)	15,129	Redeem previous interest amounts received in order to roll \$800k only
Bendigo - Inv 23	21,826	Redeem interest
Bendigo - Inv 33	7,086	Redeem interest
Bendigo - Inv 35	6,115	Redeem interest
Bendigo - Inv 40	12,230	Redeem interest
Bendigo - Inv 33	20,372	Redeem interest
	<u>697,747</u>	

New Investments

Institution - No.	Balance (\$)	Yield (p.a.)	Term (months)	Comments
Suncorp - Inv 36	1,000,000	5.05%	4	Investment of prepaid FAG
Bendigo - Inv 37	2,500,000	5.25%	12	Investment of prepaid FAG
Bendigo - Inv 41	1,000,000	5.20%	6	Investment of prepaid FAG
IMB - Inv 42	500,000	4.95%	4	Investment of prepaid FAG
	<u>5,000,000</u>			

Rollovers

Institution - No.	Balance (\$)	Yield (p.a.)	Term (months)	Comments
Suncorp - METWAY - I	508,136.99	5.00%	3	
Bendigo - Inv 23	524,204.94	4.79%	3	
Bendigo - Inv 33	1,597,051.03	4.83%	4	
Bendigo - Inv 40	1,000,000.00	4.83%	3	
Bendigo - Inv 22	1,039,292.49	4.83%	3	
IMB Ltd - Inv 38	1,058,091.33	4.95%	4	
Bendigo - Inv 35	500,000.00	4.97%	4	
St George - Inv 27	546,417.56	4.27%	5	
	<u>6,773,194</u>			

Investment performance

	Jul-24	FYTD
Total investment income, including accrued interest	\$115,759	\$115,759
Money-weighted rate of return (% p.a.)	4.65%	4.65%
Bloomberg AusBond Bank Bill Index	4.48%	4.48%
Over performance/(under performance)	0.17%	0.17%

